

CONTUL DE EXECUTIE AL INSTITUTIILOR PUBLICE - CHELTUIELI

la data de 30.06.2016

Cod 21 Capitol 5002

Subcapitol

-lei-

Denumirea indicatorilor *)	Cod indicator	Credite de angajament	Credite bugetare		Angajamente bugetare	Angajamente legale	Plati efectuate	Angajamente legale de platit	Cheltuieli efective
			initiale	definitive					
A	B	1	2	3	4	5	6	7=5-6	8
TOTAL CHELTUIELI(SECTIUNEA DE FUNCTIONARE+SECTIUNEA DE DEZVOLTARE)		301,849,000	292,057,000	222,805,000	277,764,193	277,764,192	161,638,415	116,125,777	152,658,788
SECTIUNEA DE FUNCTIONARE (cod 01+79+85)	F		255,077,000	190,166,000	244,104,462	244,104,461	146,138,682	97,965,779	123,030,598
CHELTUIELI CURENTE (10+20+30+40+50+51SF+55SF+57+59)	01F		250,346,000	187,800,000	239,373,462	239,373,461	143,773,856	95,599,605	123,030,598
TITLUL I CHELTUIELI DE PERSONAL (cod 10.01 la10.03)	10		117,623,000	68,358,740	113,898,142	113,898,142	62,058,622	51,839,520	62,177,420
Cheltuieli salariale in bani (cod 10.01.01 la 10.01.16+10.01.30)	1001		94,702,300	55,110,130	91,699,312	91,699,312	50,195,509	41,503,803	50,685,141
Salarii de baza	100101		87,151,190	50,291,260	84,326,470	84,326,470	46,505,104	37,821,366	46,948,572
Sporuri pentru conditii de munca	100105		1,693,700	992,900	1,686,700	1,686,700	875,085	811,615	898,260
Alte sporuri	100106		374,990	212,630	361,920	361,920	172,392	189,528	169,465
Fond pentru posturi ocupate prin cumul	100110		40,650	23,750	40,650	40,650	17,083	23,567	17,462
Fond aferent platii cu ora	100111		4,314,770	2,677,590	4,157,470	4,157,470	2,464,669	1,692,801	2,520,728
Indemnizatii platite unor persoane din afara unitatii	100112		790,000	696,000	790,000	790,000	72,800	717,200	57,980
Indemnizatii de delegare	100113		32,500	25,500	31,602	31,602	2,152	29,450	2,152
Alte drepturi salariale in bani	100130		304,500	190,500	304,500	304,500	86,224	218,276	70,522
Cheltuieli salariale in natura (cod 10.02.01 la 10.02.06+10.02.30)	1002		415,500	415,500	415,500	415,500	413,260	2,240	157,412
Norme de hrana	100202		415,500	415,500	415,500	415,500	413,260	2,240	157,412
Contributii (cod 10.03.01 la 10.03.06)	1003		22,505,200	12,833,110	21,783,330	21,783,330	11,449,853	10,333,477	11,334,867
Contributii de asigurari sociale de stat	100301		15,310,480	8,584,890	14,819,870	14,819,870	7,951,664	6,868,206	7,984,637
Contributii de asigurari de somaj	100302		547,350	323,110	531,010	531,010	245,388	285,622	245,158

A	B	1	2	3	4	5	6	7=5-6	8
Contributii de asigurari sociale de sanatate	100303		5,115,280	2,901,220	4,949,400	4,949,400	2,610,952	2,338,448	2,614,911
Contributii de asigurari pentru accidente de munca si boli profesionale	100304		235,280	146,740	227,310	227,310	83,425	143,885	83,637
Contributii pentru concedii si indemnizatii	100306		1,296,810	877,150	1,255,740	1,255,740	558,424	697,316	406,524
TITLUL II BUNURI SI SERVICII (cod 20.01 la 20.06+20.09 la 20.16+20.18 la 20.25+20.27+20.30)	20		76,595,000	70,848,920	69,376,020	69,376,019	46,916,851	22,459,168	32,181,861
Bunuri si servicii (cod 20.01.01 la 20.01.09+20.01.30)	2001		36,568,300	33,179,430	32,306,070	32,306,069	23,656,471	8,649,598	17,983,789
Furnituri de birou	200101		630,040	451,040	439,483	439,483	307,449	132,034	308,331
Materiale pentru curatenie	200102		332,540	252,940	205,126	205,125	155,890	49,235	140,729
Incalzit, iluminat si forta motrica	200103		13,924,930	12,173,950	11,781,910	11,781,910	10,629,182	1,152,728	7,811,006
Apa, canal si salubritate	200104		16,392,840	16,115,450	15,997,705	15,997,705	9,924,329	6,073,376	7,066,274
Carburanti si lubrifianti	200105		213,000	130,000	128,500	128,500	70,717	57,783	75,032
Piese de schimb	200106		37,000	30,500	30,500	30,500	8,829	21,671	8,799
Transport	200107		477,780	383,620	431,307	431,307	280,484	150,823	397,808
Posta, telecomunicatii, radio, tv, internet	200108		711,510	468,420	423,242	423,242	331,404	91,838	339,544
Materiale si prestari de servicii cu caracter functional	200109		2,098,140	1,811,580	1,715,996	1,715,996	1,161,466	554,530	1,103,971
Alte bunuri si servicii pentru intretinere si functionare	200130		1,750,520	1,361,930	1,152,301	1,152,301	786,721	365,580	732,295
Reparatii curente	2002		33,722,300	32,658,100	32,449,288	32,449,288	20,210,140	12,239,148	8,335,061
Hrana (cod 20.03.01+20.03.02)	2003		1,440,000	1,104,500	1,104,500	1,104,500	814,140	290,360	921,533
Hrana pentru oameni	200301		1,434,000	1,100,000	1,100,000	1,100,000	810,810	289,190	918,397
Hrana pentru animale	200302		6,000	4,500	4,500	4,500	3,330	1,170	3,136
Medicamente si materiale sanitare (cod 20.04.01 la 20.04.04)	2004		95,270	73,770	71,330	71,330	26,687	44,643	27,718
Medicamente	200401		39,150	28,150	26,500	26,500	7,718	18,782	5,398
Materiale sanitare	200402		44,120	33,620	32,830	32,830	18,969	13,861	22,320
Dezinfectanti	200404		12,000	12,000	12,000	12,000		12,000	
Bunuri de natura obiectelor de inventar (cod 20.05.01+20.05.03+20.05.30)	2005		1,406,600	1,288,940	1,031,313	1,031,313	513,629	517,684	362,811
Uniforme si echipament	200501		22,500	13,500	11,771	11,771	4,213	7,558	44,083
Lenjerie si accesorii de pat	200503		18,000	18,000	18,000	18,000		18,000	
Alte obiecte de inventar	200530		1,366,100	1,257,440	1,001,542	1,001,542	509,416	492,126	318,728
Deplasari, detasari, transferari (cod 20.06.01+20.06.02)	2006		167,150	151,150	137,287	137,287	51,165	86,122	51,585
Deplasari interne, detasari, transferari	200601		132,150	116,150	102,287	102,287	43,731	58,556	44,151
Deplasari in strainatate	200602		35,000	35,000	35,000	35,000	7,434	27,566	7,434

A	B	1	2	3	4	5	6	7=5-6	8
Materiale de laborator	2009		6,000	3,500	1,000	1,000		1,000	
Carti, publicatii si materiale documentare	2011		70,950	58,950	45,365	45,365	27,578	17,787	24,722
Consultanta si expertiza	2012		2,500	2,000	2,000	2,000	2,000		2,000
Pregatire profesionala	2013		110,500	106,000	76,620	76,620	44,720	31,900	23,931
Protectia muncii	2014		46,000	25,500	22,188	22,188	12,063	10,125	11,018
Munitie, furnituri si armament de natura activelor fixe pentru armata	2015		43,500	43,500	43,500	43,500	43,466	34	
Cheltuieli judiciare si extrajudiciare derivate din actiuni in reprezentarea intereselor statului, potrivit dispozitiilor legale	2025		51,700	40,700	40,700	40,700	31,350	9,350	34,810
Alte cheltuieli (cod 20.30.01 la 20.30.04+20.30.06+20.30.07+20.30.09+20.30.30)	2030		2,864,230	2,112,880	2,044,859	2,044,859	1,483,442	561,417	4,402,883
Reclama si publicitate	203001		100,000	74,000	74,000	74,000	35,809	38,191	36,113
Protocol si reprezentare	203002		20,500	20,000	19,000	19,000	17,959	1,041	16,027
Prime de asigurare non-viata	203003		174,070	105,770	96,513	96,513	78,563	17,950	74,014
Chirii	203004		595,800	470,300	470,300	470,300	393,406	76,894	342,595
Alte cheltuieli cu bunuri si servicii	203030		1,973,860	1,442,810	1,385,046	1,385,046	957,705	427,341	3,934,134
TITLUL III DOBANZI (cod 30.01 la 30.03)	30		4,630,000	3,098,000	4,630,000	4,630,000	2,721,069	1,908,931	2,720,810
Dobanzi aferente datoriei publice interne (cod 30.01.01+30.01.02)	3001		4,630,000	3,098,000	4,630,000	4,630,000	2,721,069	1,908,931	2,720,810
Dobanzi aferente datoriei publice interne directe	300101		4,630,000	3,098,000	4,630,000	4,630,000	2,721,069	1,908,931	2,720,810
TITLUL IV SUBVENTII (cod 40.03+40.20+ 40.30)	40		5,970,000	5,970,000	5,970,000	5,970,000	4,627,309	1,342,691	5,053,927
Subventii pentru acoperirea diferentelor de pret si tarif	4003		5,970,000	5,970,000	5,970,000	5,970,000	4,627,309	1,342,691	5,053,927
TITLUL VI TRANSFERURI INTRE UNITATI ALE ADMINISTRATIEI PUBLICE (cod 51.01) (cod 51.01)	51F		12,099,000	9,722,000	12,099,000	12,099,000	6,122,500	5,976,500	6,122,500
Transferuri curente (cod 51.01.01+51.01.03+51.01.05+ 51.01.14+51.01.15+ 51.01.24 +51.01.26 +51.01.31+51.01.39+ 51.01.46+51.01.49+51.01.60+51.01.61+51.01.64)	5101		12,099,000	9,722,000	12,099,000	12,099,000	6,122,500	5,976,500	6,122,500
Transferuri catre institutii publice	510101		11,199,000	8,852,000	11,199,000	11,199,000	5,647,500	5,551,500	5,647,500
Actiuni de sanatate	510103		900,000	870,000	900,000	900,000	475,000	425,000	475,000
TITLUL VII ALTE TRANSFERURI (cod 55.01+ 55.02)	55F		1,585,000	1,292,000	1,585,000	1,585,000	1,234,086	350,914	234,086
Transferuri interne (55.01.18+55.01.63+55.01.65)	5501F		1,585,000	1,292,000	1,585,000	1,585,000	1,234,086	350,914	234,086
Alte transferuri curente interne	550118		1,000,000	1,000,000	1,000,000	1,000,000	1,000,000		
Finantarea invatamantului particular sau confesional acreditat	550163		585,000	292,000	585,000	585,000	234,086	350,914	234,086


A	B	1	2	3	4	5	6	7=5-6	8
TITLUL IX ASISTENTA SOCIALA (cod 57.02)	57		12,923,000	10,261,500	12,896,300	12,896,300	8,164,613	4,731,687	6,921,492
Ajutoare sociale (cod 57.02.01 la 57.02.04)	5702		12,923,000	10,261,500	12,896,300	12,896,300	8,164,613	4,731,687	6,921,492
Ajutoare sociale in numerar	570201		12,736,000	10,098,500	12,709,300	12,709,300	8,154,131	4,555,169	6,910,738
Ajutoare sociale in natura	570202		72,000	48,000	72,000	72,000	3,732	68,268	4,004
Tichete de cresa	570203		115,000	115,000	115,000	115,000	6,750	108,250	6,750
TITLUL XI ALTE CHELTUIEL (cod 59.01+59.02+59.08+59.11+59.12+59.15+59.17+59.20+59.22+59.25+59.30+59.35)	59		18,921,000	18,248,840	18,919,000	18,919,000	11,928,806	6,990,194	7,618,502
Burse	5901		800,000	751,840	798,000	798,000	490,973	307,027	490,973
Asociatii si fundatii	5911		16,311,000	15,687,000	16,311,000	16,311,000	10,294,833	6,016,167	7,127,529
Sustinerea cultelor	5912		1,810,000	1,810,000	1,810,000	1,810,000	1,143,000	667,000	
OPERATIUNI FINANCIARE (cod 80+81)	79F		4,731,000	2,366,000	4,731,000	4,731,000	2,364,826	2,366,174	
TITLUL XVII RAMBURSARI DE CREDITE (cod 81.01+81.02)	81F		4,731,000	2,366,000	4,731,000	4,731,000	2,364,826	2,366,174	
Rambursari de credite interne (cod 81.02.01+81.02.02+81.02.05)	8102		4,731,000	2,366,000	4,731,000	4,731,000	2,364,826	2,366,174	
Rambursari de credite aferente datoriei publice interne locale	810205		4,731,000	2,366,000	4,731,000	4,731,000	2,364,826	2,366,174	
SECTIUNEA DE DEZVOLTARE (cod 51+55+56+58+70+81+85)	D	301,849,000	36,980,000	32,639,000	33,659,731	33,659,731	15,499,733	18,159,998	29,628,190
TITLUL VI TRANSFERURI INTRE UNITATI ALE ADMINISTRATIEI PUBLICE (cod 51.02)	51D		3,064,000	3,064,000	3,064,000	3,064,000	1,481,518	1,582,482	1,481,518
Transferuri de capital (cod 51.02.12+51.02.28+51.02.29+51.02.40 la 51.02.43+51.02.45+51.02.46)	5102		3,064,000	3,064,000	3,064,000	3,064,000	1,481,518	1,582,482	1,481,518
Transferuri pentru finantarea investitiilor la spitale	510212		439,000	439,000	439,000	439,000	172,000	267,000	172,000
Alte transferuri de capital catre instituti publice	510229		2,625,000	2,625,000	2,625,000	2,625,000	1,309,518	1,315,482	1,309,518
TITLUL VII ALTE TRANSFERURI (cod 55.01)	55D	3,000,000	2,843,000	2,783,000	2,843,000	2,843,000	2,407,429	435,571	1,146,523
A. Transferuri interne (cod 55.01.03+55.01.07+55.01.08 la 55.01.10+55.01.12+55.01.13+55.01.15+55.01.28+55.01.42+55.01.56+55.01.62+55.01.64)	5501D	3,000,000	2,843,000	2,783,000	2,843,000	2,843,000	2,407,429	435,571	1,146,523
Investitii ale agentilor economici cu capital de stat	550112	3,000,000	2,506,000	2,506,000	2,506,000	2,506,000	2,227,446	278,554	1,022,487
Transferuri din bugetul local catre asociatiile de dezvoltare intercomunitara	550142		337,000	277,000	337,000	337,000	179,983	157,017	124,036
Titlul VIII PROIECTE CU FINANTARE DIN FONDURI EXTERNE NERAMBURSABILE (FEN) POSTADERARE (cod 56.01 la 56.05+56.07+56.08+56.11+56.15 la	56	646,000	4,444,000	4,444,000	4,444,000	4,444,000	1,039,387	3,404,613	23,837,397

A	B	1	2	3	4	5	6	7=5-6	8
56.18+56.25+56.27+56.28+56.40)									
Programe din Fondul European de Dezvoltare Regionala (FEDR) (cod 56.01.01 la 56.01.03)	5601	646,000	1,081,000	1,081,000	1,081,000	1,081,000	788,950	292,050	23,748,732
Finantarea nationala*)	560101								2,304,705
Finantarea externa nerambursabila*)	560102								9,276,070
Cheltuieli neeligibile*)	560103	646,000	1,081,000	1,081,000	1,081,000	1,081,000	788,950	292,050	12,167,957
Programe din Fondul de Coeziune(FC) (56.03.01 la 56.03.03)	5603		53,000	53,000	53,000	53,000	48,660	4,340	42,954
Cheltuieli neeligibile*)	560303		53,000	53,000	53,000	53,000	48,660	4,340	42,954
Programe din Fondul European Agricol de Dezvoltare Rurala (FEADR) (cod 56.04.01 la 56.04.03)	5604								14,992
Finantarea nationala*)	560401								6,045
Finantarea externa nerambursabila*)	560402								6,045
Cheltuieli neeligibile*)	560403								2,902
Mecanismul financiar SEE (cod 56.17.01 la 56.17.03)	5617		3,310,000	3,310,000	3,310,000	3,310,000	201,777	3,108,223	30,719
Finantarea nationala*)	561701		1,795,000	1,795,000	1,795,000	1,795,000	46,566	1,748,434	13,636
Finantarea externa nerambursabila*)	561702		1,515,000	1,515,000	1,515,000	1,515,000	155,211	1,359,789	17,083
CHELTUIELI DE CAPITAL ((cod 71+72+75)	70	298,203,000	20,288,000	18,952,000	19,512,731	19,512,731	7,387,484	12,125,247	3,162,752
TITLUL XIII ACTIVE NEFINANCIARE (cod 71.01 + 71.03)	71	298,203,000	20,288,000	18,952,000	19,512,731	19,512,731	7,387,484	12,125,247	3,162,752
Active fixe (cod 71.01.01 la 71.01.03+71.01.30)	7101	26,646,000	7,817,000	7,787,000	7,701,731	7,701,731	3,646,171	4,055,560	3,160,812
Constructii	710101	10,874,000	1,726,000	1,716,000	1,726,000	1,726,000	481,509	1,244,491	1,626,449
Masini, echipamente si mijloace de transport	710102	144,000	144,000	144,000	99,900	99,900	98,695	1,205	393,111
Mobilier, aparatura birotica si alte active corporale	710103	686,000	856,000	856,000	856,000	856,000	816,052	39,948	242,208
Alte active fixe	710130	14,942,000	5,091,000	5,071,000	5,019,831	5,019,831	2,249,915	2,769,916	899,044
Reparatii capitale aferente activelor fixe	7103	271,557,000	12,471,000	11,165,000	11,811,000	11,811,000	3,741,313	8,069,687	1,940
OPERATIUNI FINANCIARE (cod 81)	79		6,341,000	3,396,000	3,796,000	3,796,000	3,183,915	612,085	
TITLUL XVII RAMBURSARI DE CREDITE (cod 81.04)	81		6,341,000	3,396,000	3,796,000	3,796,000	3,183,915	612,085	
Rambursarea imprumuturilor contractate pentru finantarea proiectelor cu finantare UE	8104		6,341,000	3,396,000	3,796,000	3,796,000	3,183,915	612,085	
TITLUL VI TRANSFERURI INTRE UNITATI ALE ADMINISTRATIEI PUBLICE (cod 51.01+51.02)	51		15,163,000	12,786,000	15,163,000	15,163,000	7,604,018	7,558,982	7,604,018
TITLUL VII ALTE TRANSFERURI (cod 55.01+55.02)	55	3,000,000	4,428,000	4,075,000	4,428,000	4,428,000	3,641,515	786,485	1,380,609
TITLUL XVI RAMBURSARI DE CREDETE	81		11,072,000	5,762,000	8,527,000	8,527,000	5,548,741	2,978,259	
OPERATIUNI FINANCIARE (cod 81)	79		11,072,000	5,762,000	8,527,000	8,527,000	5,548,741	2,978,259	

A	B	1	2	3	4	5	6	7=5-6	8
A. CHELTUIELILE CURENTE (10+20+30+40+50+51+55+56+58+57+59)	01	3,646,000	260,697,000	198,091,000	249,724,462	249,724,461	148,702,190	101,022,271	149,496,036

NOTA: Sumele inscrise in col. 5 "Plati efectuate " cu semnul minus la Titlul 85, art. 85.01 "Plati efectuate din anii precedenti si recuperate in anul curent", se inscriu si pe col. 3 "Angajamente bugetare" si col. 4 "Angajamente legale" la acelasi cod tot cu semnul minus , astfel incat in col. 6 "Angajamente legale de platit" sa nu fie raportate sume.

p. PRIMAR, VICEPRIMAR DESEMNIAT
dr.ing. ROB MARINEL



Conducatorul compartimentului
financiar-contabil
CARMEN POP

CONTUL DE EXECUTIE AL INSTITUTIILOR PUBLICE - CHELTUIELI

la data de 30.06.2016

Cod 21 Capitol 5402

Subcapitol


-lei-

Denumirea indicatorilor *)	Cod indicator	Credite de angajament	Credite bugetare		Angajamente bugetare	Angajamente legale	Plati efectuate	Angajamente legale de platit	Cheltuieli efective
			initiale	definitive					
A	B	1	2	3	4	5	6	7=5-6	8
TOTAL CHELTUIELI(SECTIUNEA DE FUNCTIONARE+SECTIUNEA DE DEZVOLTARE)		3,000	1,876,000	1,390,710	1,855,710	1,855,710	624,096	1,231,614	622,161
SECTIUNEA DE FUNCTIONARE (cod 01+79+85)	F		1,860,000	1,374,710	1,839,710	1,839,710	608,113	1,231,597	617,458
CHELTUIELI CURENTE (10+20+30+40+50+51SF+55SF+57+59)	01F		1,860,000	1,374,710	1,839,710	1,839,710	608,113	1,231,597	617,458
TITLUL I CHELTUIELI DE PERSONAL (cod 10.01 la10.03)	10		1,560,000	1,095,000	1,560,000	1,560,000	447,942	1,112,058	441,990
Cheltuieli salariale in bani (cod 10.01.01 la 10.01.16+10.01.30)	1001		1,379,500	1,001,500	1,379,500	1,379,500	365,189	1,014,311	360,761
Salarii de baza	100101		714,000	364,000	714,000	714,000	336,658	377,342	332,415
Sporuri pentru conditii de munca	100105		60,000	32,000	60,000	60,000	26,397	33,603	25,894
Indemnizatii platite unor persoane din afara unitatii	100112		600,000	600,000	600,000	600,000		600,000	
Indemnizatii de delegare	100113		500	500	500	500		500	
Alte drepturi salariale in bani	100130		5,000	5,000	5,000	5,000	2,134	2,866	2,452
Contributii (cod 10.03.01 la 10.03.06)	1003		180,500	93,500	180,500	180,500	82,753	97,747	81,229
Contributii de asigurari sociale de stat	100301		123,000	64,000	123,000	123,000	57,701	65,299	57,057
Contributii de asigurari de somaj	100302		4,000	2,000	4,000	4,000	1,826	2,174	1,803
Contributii de asigurari sociale de sanatate	100303		41,000	21,000	41,000	41,000	18,990	22,010	18,760
Contributii de asigurari pentru accidente de munca si boli profesionale	100304		2,000	1,000	2,000	2,000	549	1,451	543
Contributii pentru concedii si indemnizatii	100306		10,500	5,500	10,500	10,500	3,687	6,813	3,066
TITLUL II BUNURI SI SERVICII (cod 20.01 la 20.06+20.09 la 20.16+20.18 la 20.25+20.27+20.30)	20		300,000	279,710	279,710	279,710	160,171	119,539	175,468

A	B	1	2	3	4	5	6	7=5-6	8
Bunuri si servicii (cod 20.01.01 la 20.01.09+20.01.30)	2001		116,000	97,710	97,710	97,710	46,574	51,136	60,590
Furnituri de birou	200101		32,000	31,000	31,000	31,000	4,894	26,106	20,195
Incalzit, iluminat si forta motrica	200103		38,000	25,710	25,710	25,710	24,612	1,098	23,150
Apa, canal si salubritate	200104		5,000	5,000	5,000	5,000	2,289	2,711	2,442
Carburanti si lubrifianti	200105		15,000	15,000	15,000	15,000		15,000	
Alte bunuri si servicii pentru intretinere si functionare	200130		26,000	21,000	21,000	21,000	14,779	6,221	14,803
Reparatii curente	2002		3,000	3,000	3,000	3,000		3,000	
Bunuri de natura obiectelor de inventar (cod 20.05.01+20.05.03+20.05.30)	2005		3,000	3,000	3,000	3,000	1,172	1,828	2,453
Alte obiecte de inventar	200530		3,000	3,000	3,000	3,000	1,172	1,828	2,453
Deplasari, detasari, transferari (cod 20.06.01+20.06.02)	2006		2,000	2,000	2,000	2,000		2,000	
Deplasari interne, detasari, transferari	200601		2,000	2,000	2,000	2,000		2,000	
Pregatire profesionala	2013		7,000	7,000	7,000	7,000		7,000	
Alte cheltuieli (cod 20.30.01 la 20.30.04+20.30.06+20.30.07+20.30.09+20.30.30)	2030		169,000	167,000	167,000	167,000	112,425	54,575	112,425
Alte cheltuieli cu bunuri si servicii	203030		169,000	167,000	167,000	167,000	112,425	54,575	112,425
SECTIUNEA DE DEZVOLTARE (cod 51+55+56+58+70+81+85)	D	3,000	16,000	16,000	16,000	16,000	15,983	17	4,703
CHELTUIELI DE CAPITAL ((cod 71+72+75)	70	3,000	16,000	16,000	16,000	16,000	15,983	17	4,703
TITLUL XIII ACTIVE NEFINANCIARE (cod 71.01 + 71.03)	71	3,000	16,000	16,000	16,000	16,000	15,983	17	4,703
Active fixe (cod 71.01.01 la 71.01.03+71.01.30)	7101	3,000	16,000	16,000	16,000	16,000	15,983	17	4,703
Masini, echipamente si mijloace de transport	710102								2,587
Mobilier, aparatura birotica si alte active corporale	710103	2,000	16,000	16,000	16,000	16,000	15,983	17	2,116
Alte active fixe	710130	1,000							
A. CHELTUIELILE CURENTE (10+20+30+40+50+51+55+56+58+57+59)	01		1,860,000	1,374,710	1,839,710	1,839,710	608,113	1,231,597	617,458

NOTA: Sumele inscrise in col. 5 "Plati efectuate " cu semnul minus la Titlu 85, art. 85.01 "Plati efectuate din anii precedenti si recuperate in anul curent", se inscriu si pe col. 3 "Angajamente bugetare" si col. 4 "Angajamente legale" la acelasi cod tot cu semnul minus , astfel incat in col. 6 "Angajamente legale de platit" sa nu fie raportate sume.

p. PRIMAR, VICEPRIMAR DESEMNIAT
dr.ing. ROB MARINEL



Conducatorul compartimentului
financiar-contabil
CARMEN POP

A handwritten signature in black ink, appearing to be "Carmen Pop".

CONTUL DE EXECUTIE AL INSTITUTIILOR PUBLICE - CHELTUIELI

la data de 30.06.2016

Cod 21 Capitol 6102

Subcapitol

-lei-

Denumirea indicatorilor *)	Cod indicator	Credite de angajament	Credite bugetare		Angajamente bugetare	Angajamente legale	Plati efectuate	Angajamente legale de platit	Cheltuieli efective
			initiale	definitive					
A	B	1	2	3	4	5	6	7=5-6	8
TOTAL CHELTUIELI(SECTIUNEA DE FUNCTIONARE+SECTIUNEA DE DEZVOLTARE)		8,064,000	5,515,000	3,310,000	5,348,000	5,348,000	3,012,127	2,335,873	2,625,334
SECTIUNEA DE FUNCTIONARE (cod 01+79+85)	F		5,231,000	3,026,000	5,064,000	5,064,000	2,886,153	2,177,847	2,566,266
CHELTUIELI CURENTE (10+20+30+40+50+51SF+55SF+57+59)	01F		5,231,000	3,026,000	5,064,000	5,064,000	2,886,153	2,177,847	2,566,266
TITLUL I CHELTUIELI DE PERSONAL (cod 10.01 la10.03)	10		4,656,000	2,618,000	4,656,000	4,656,000	2,530,379	2,125,621	2,276,579
Cheltuieli salariale in bani (cod 10.01.01 la 10.01.16+10.01.30)	1001		3,462,500	1,785,500	3,462,500	3,462,500	1,727,356	1,735,144	1,729,975
Salarii de baza	100101		3,160,000	1,614,000	3,160,000	3,160,000	1,565,297	1,594,703	1,568,640
Sporuri pentru conditii de munca	100105		214,000	120,000	214,000	214,000	114,498	99,502	114,212
Alte sporuri	100106		77,000	44,000	77,000	77,000	43,221	33,779	43,370
Indemnizatii de delegare	100113		500	500	500	500		500	
Alte drepturi salariale in bani	100130		11,000	7,000	11,000	11,000	4,340	6,660	3,753
Cheltuieli salariale in natura (cod 10.02.01 la 10.02.06+10.02.30)	1002		415,500	415,500	415,500	415,500	413,260	2,240	157,412
Norme de hrana	100202		415,500	415,500	415,500	415,500	413,260	2,240	157,412
Contributii (cod 10.03.01 la 10.03.06)	1003		778,000	417,000	778,000	778,000	389,763	388,237	389,192
Contributii de asigurari sociale de stat	100301		547,000	282,000	547,000	547,000	272,955	274,045	273,284
Contributii de asigurari de somaj	100302		17,000	10,000	17,000	17,000	8,633	8,367	8,649
Contributii de asigurari sociale de sanatate	100303		180,000	94,000	180,000	180,000	89,791	90,209	89,959
Contributii de asigurari pentru accidente de munca si boli profesionale	100304		7,000	4,000	7,000	7,000	2,593	4,407	2,595

A	B	1	2	3	4	5	6	7=5-6	8
Contributii pentru concedii si indemnizatii	100306		27,000	27,000	27,000	27,000	15,791	11,209	14,705
TITLUL II BUNURI SI SERVICII (cod 20.01 la 20.06+20.09 la 20.16+20.18 la 20.25+20.27+20.30)	20		575,000	408,000	408,000	408,000	355,774	52,226	289,687
Bunuri si servicii (cod 20.01.01 la 20.01.09+20.01.30)	2001		288,600	192,100	192,100	192,100	160,431	31,669	142,790
Furnituri de birou	200101		14,300	8,800	8,800	8,800	6,639	2,161	6,242
Incalzit, iluminat si forta motrica	200103		57,500	41,500	41,500	41,500	39,395	2,105	36,233
Apa, canal si salubritate	200104		6,800	4,800	4,800	4,800	4,123	677	3,588
Carburanti si lubrifianti	200105		92,500	52,500	52,500	52,500	41,038	11,462	41,418
Posta, telecomunicatii, radio, tv, internet	200108		59,500	37,500	37,500	37,500	28,019	9,481	30,320
Materiale si prestari de servicii cu caracter functional	200109		3,000	2,000	2,000	2,000	1,311	689	1,368
Alte bunuri si servicii pentru intretinere si functionare	200130		55,000	45,000	45,000	45,000	39,906	5,094	23,621
Reparatii curente	2002		33,300	32,300	32,300	32,300	31,818	482	31,818
Hrana (cod 20.03.01+20.03.02)	2003		6,000	4,500	4,500	4,500	3,330	1,170	3,136
Hrana pentru animale	200302		6,000	4,500	4,500	4,500	3,330	1,170	3,136
Medicamente si materiale sanitare (cod 20.04.01 la 20.04.04)	2004		10,700	6,200	6,200	6,200	4,885	1,315	2,427
Medicamente	200401		5,000	3,000	3,000	3,000	1,897	1,103	
Materiale sanitare	200402		5,700	3,200	3,200	3,200	2,988	212	2,427
Bunuri de natura obiectelor de inventar (cod 20.05.01+20.05.03+20.05.30)	2005		49,000	38,000	38,000	38,000	30,877	7,123	48,759
Uniforme si echipament	200501		18,000	9,000	9,000	9,000	3,122	5,878	43,263
Alte obiecte de inventar	200530		31,000	29,000	29,000	29,000	27,755	1,245	5,496
Deplasari, detasari, transferari (cod 20.06.01+20.06.02)	2006		2,000	1,000	1,000	1,000	53	947	53
Deplasari interne, detasari, transferari	200601		2,000	1,000	1,000	1,000	53	947	53
Pregatire profesionala	2013		20,000	20,000	20,000	20,000	20,000		
Protectia muncii	2014		6,000	3,000	3,000	3,000	455	2,545	245
Munitie, furnituri si armament de natura activelor fixe pentru armata	2015		43,500	43,500	43,500	43,500	43,466	34	
Cheltuieli judiciare si extrajudiciare derivate din actiuni in reprezentarea intereselor statului, potrivit dispozitiilor legale	2025		1,700	700	700	700	310	390	310
Alte cheltuieli (cod 20.30.01 la 20.30.04+20.30.06+20.30.07+20.30.09+20.30.30)	2030		114,200	66,700	66,700	66,700	60,149	6,551	60,149
Prime de asigurare non-viata	203003		36,000	20,000	20,000	20,000	19,208	792	19,208
Chirii	203004		65,500	36,000	36,000	36,000	32,876	3,124	32,876

A	B	1	2	3	4	5	6	7=5-6	8
Alte cheltuieli cu bunuri si servicii	203030		12,700	10,700	10,700	10,700	8,065	2,635	8,065
SECTIUNEA DE DEZVOLTARE (cod 51+55+56+58+70+81+85)	D	8,064,000	284,000	284,000	284,000	284,000	125,974	158,026	59,068
CHELTUIELI DE CAPITAL ((cod 71+72+75)	70	8,064,000	284,000	284,000	284,000	284,000	125,974	158,026	59,068
TITLUL XIII ACTIVE NEFINANCIARE (cod 71.01 + 71.03)	71	8,064,000	284,000	284,000	284,000	284,000	125,974	158,026	59,068
Active fixe (cod 71.01.01 la 71.01.03+71.01.30)	7101	1,452,000	184,000	184,000	184,000	184,000	125,974	58,026	59,068
Constructii	710101								11,681
Masini, echipamente si mijloace de transport	710102								21,884
Mobilier, aparatura birotica si alte active corporale	710103	340,000	72,000	72,000	72,000	72,000	70,995	1,005	11,089
Alte active fixe	710130	1,112,000	112,000	112,000	112,000	112,000	54,979	57,021	14,414
Reparatii capitale aferente activelor fixe	7103	6,612,000	100,000	100,000	100,000	100,000		100,000	
A. CHELTUIELILE CURENTE (10+20+30+40+50+51+55+56+58+57+59)	01		5,231,000	3,026,000	5,064,000	5,064,000	2,886,153	2,177,847	2,566,266

NOTA: Sumele inscrise in col. 5 "Plati efectuate " cu semnul minus la Titlul 85, art. 85.01 "Plati efectuate din anii precedenti si recuperate in anul curent", se inscriu si pe col. 3 "Angajamente bugetare" si col. 4 "Angajamente legale" la acelasi cod tot cu semnul minus , astfel incat in col. 6 "Angajamente legale de platit" sa nu fie raportate sume.

p. PRIMAR, VICEPRIMAR

dr.ing. ROB MARINEL



Conducatorul compartimentului
financiar-contabil
CARMEN POP

CONTUL DE EXECUTIE AL INSTITUTIILOR PUBLICE - CHELTUIELI

la data de 30.06.2016

Cod 21 Capitol 6502

Subcapitol

-lei-

Denumirea indicatorilor *)	Cod indicator	Credite de angajament	Credite bugetare		Angajamente bugetare	Angajamente legale	Plati efectuate	Angajamente legale de platit	Cheltuieli efective
			initiale	definitive					
A	B	1	2	3	4	5	6	7=5-6	8
TOTAL CHELTUIELI(SECTIUNEA DE FUNCTIONARE+SECTIUNEA DE DEZVOLTARE)		4,438,000	104,725,000	66,824,290	96,539,483	96,539,482	57,873,546	38,665,936	53,187,789
SECTIUNEA DE FUNCTIONARE (cod 01+79+85)	F		96,220,000	58,519,290	88,805,752	88,805,751	52,644,554	36,161,197	52,731,697
CHELTUIELI CURENTE (10+20+30+40+50+51SF+55SF+57+59)	01F		96,220,000	58,519,290	88,805,752	88,805,751	52,644,554	36,161,197	52,731,697
TITLUL I CHELTUIELI DE PERSONAL (cod 10.01 la10.03)	10		82,542,000	47,497,740	78,817,142	78,817,142	44,348,634	34,468,508	44,703,102
Cheltuieli salariale in bani (cod 10.01.01 la 10.01.16+10.01.30)	1001		66,408,300	38,501,130	63,405,312	63,405,312	36,104,656	27,300,656	36,526,817
Salarii de baza	100101		61,584,190	35,549,260	58,759,470	58,759,470	33,438,363	25,321,107	33,820,132
Sporuri pentru conditii de munca	100105		84,700	39,900	77,700	77,700	31,636	46,064	33,091
Alte sporuri	100106		292,990	163,630	279,920	279,920	125,999	153,921	122,923
Fond pentru posturi ocupate prin cumul	100110		40,650	23,750	40,650	40,650	17,083	23,567	17,462
Fond aferent platii cu ora	100111		4,314,770	2,677,590	4,157,470	4,157,470	2,464,669	1,692,801	2,520,728
Indemnizatii de delegare	100113		1,500	1,500	602	602	102	500	102
Alte drepturi salariale in bani	100130		89,500	45,500	89,500	89,500	26,804	62,696	12,379
Contributii (cod 10.03.01 la 10.03.06)	1003		16,133,700	8,996,610	15,411,830	15,411,830	8,243,978	7,167,852	8,176,285
Contributii de asigurari sociale de stat	100301		10,978,480	6,064,890	10,487,870	10,487,870	5,716,217	4,771,653	5,739,634
Contributii de asigurari de somaj	100302		377,350	212,110	361,010	361,010	176,778	184,232	176,362
Contributii de asigurari sociale de sanatate	100303		3,648,280	2,027,220	3,482,400	3,482,400	1,877,830	1,604,570	1,878,163
Contributii de asigurari pentru accidente de munca si boli profesionale	100304		160,280	92,740	152,310	152,310	62,205	90,105	62,292
Contributii pentru concedii si indemnizatii	100306		969,310	599,650	928,240	928,240	410,948	517,292	319,834


A	B	1	2	3	4	5	6	7=5-6	8
TITLUL II BUNURI SI SERVICII (cod 20.01 la 20.06+20.09 la 20.16+20.18 la 20.25+20.27+20.30)	20		11,741,000	9,553,210	8,080,310	8,080,309	7,328,701	751,608	7,061,140
Bunuri si servicii (cod 20.01.01 la 20.01.09+20.01.30)	2001		9,330,000	7,559,920	6,686,560	6,686,559	6,180,157	506,402	6,069,735
Furnituri de birou	200101		190,740	132,240	120,683	120,683	69,637	51,046	93,868
Materiale pentru curatenie	200102		233,540	162,940	115,126	115,125	101,263	13,862	84,490
Incalzit, iluminat si forta motrica	200103		5,818,430	4,942,740	4,550,700	4,550,700	4,377,105	173,595	4,141,769
Apa, canal si salubritate	200104		808,340	592,950	475,205	475,205	440,634	34,571	461,375
Carburanti si lubrifianti	200105		1,500	1,500					
Piese de schimb	200106		4,000	2,500	2,500	2,500	631	1,869	631
Transport	200107		477,780	383,620	431,307	431,307	280,484	150,823	397,808
Posta, telecomunicatii, radio, tv, internet	200108		271,010	185,920	140,742	140,742	122,067	18,675	127,994
Materiale si prestari de servicii cu caracter functional	200109		549,140	460,580	364,996	364,996	350,134	14,862	348,572
Alte bunuri si servicii pentru intretinere si functionare	200130		975,520	694,930	485,301	485,301	438,202	47,099	413,228
Reparatii curente	2002		809,000	777,800	568,988	568,988	516,603	52,385	345,067
Medicamente si materiale sanitare (cod 20.04.01 la 20.04.04)	2004		7,570	3,570	1,130	1,130	480	650	480
Medicamente	200401		5,150	2,150	500	500		500	
Materiale sanitare	200402		2,420	1,420	630	630	480	150	480
Bunuri de natura obiectelor de inventar (cod 20.05.01+20.05.03+20.05.30)	2005		625,600	523,940	266,313	266,313	167,171	99,142	192,899
Uniforme si echipament	200501		4,500	4,500	2,771	2,771	1,091	1,680	
Alte obiecte de inventar	200530		621,100	519,440	263,542	263,542	166,080	97,462	192,899
Deplasari, detasari, transferari (cod 20.06.01+20.06.02)	2006		28,150	23,150	9,287	9,287	6,672	2,615	6,222
Deplasari interne, detasari, transferari	200601		28,150	23,150	9,287	9,287	6,672	2,615	6,222
Materiale de laborator	2009		6,000	3,500	1,000	1,000		1,000	
Carti, publicatii si materiale documentare	2011		43,950	35,950	22,365	22,365	13,922	8,443	7,579
Consultanta si expertiza	2012		2,500	2,000	2,000	2,000	2,000		2,000
Pregatire profesionala	2013		58,500	54,000	24,620	24,620	14,570	10,050	13,240
Protectia muncii	2014		28,000	13,500	10,188	10,188	8,663	1,525	7,723
Alte cheltuieli (cod 20.30.01 la 20.30.04+20.30.06+20.30.07+20.30.09+20.30.30)	2030		801,730	555,880	487,859	487,859	418,463	69,396	416,195
Protocol si reprezentare	203002		1,500	1,000					
Prime de asigurare non-viata	203003		91,070	58,770	49,513	49,513	42,416	7,097	37,867
Chirii	203004		88,000	77,000	77,000	77,000	66,000	11,000	77,000

A	B	1	2	3	4	5	6	7=5-6	8
Alte cheltuieli cu bunuri si servicii	203030		621,160	419,110	361,346	361,346	310,047	51,299	301,328
TITLUL VII ALTE TRANSFERURI (cod 55.01+ 55.02)	55F		585,000	292,000	585,000	585,000	234,086	350,914	234,086
Transferuri interne (55.01.18+55.01.63+55.01.65)	5501F		585,000	292,000	585,000	585,000	234,086	350,914	234,086
Finantarea invatamantului particular sau confesional acreditat	550163		585,000	292,000	585,000	585,000	234,086	350,914	234,086
TITLUL IX ASISTENTA SOCIALA (cod 57.02)	57		552,000	424,500	525,300	525,300	242,160	283,140	242,396
Ajutoare sociale (cod 57.02.01 la 57.02.04)	5702		552,000	424,500	525,300	525,300	242,160	283,140	242,396
Ajutoare sociale in numerar	570201		437,000	309,500	410,300	410,300	235,410	174,890	235,646
Tichete de cresa	570203		115,000	115,000	115,000	115,000	6,750	108,250	6,750
TITLUL XI ALTE CHELTUIEL (cod 59.01+59.02+59.08+59.11+59.12+59.15+59.17+59.20+59.22+59.25+59.30+59.35)	59		800,000	751,840	798,000	798,000	490,973	307,027	490,973
Burse	5901		800,000	751,840	798,000	798,000	490,973	307,027	490,973
SECTIUNEA DE DEZVOLTARE (cod 51+55+56+58+70+81+85)	D	4,438,000	8,505,000	8,305,000	7,733,731	7,733,731	5,228,992	2,504,739	456,092
Titlul VIII PROIECTE CU FINANTARE DIN FONDURI EXTERNE NERAMBURSABILE (FEN) POSTADERARE (cod 56.01 la 56.05+56.07+56.08+56.11+56.15 la 56.18+56.25+56.27+56.28+56.40)	56								13,611
Programe din Fondul European de Dezvoltare Regionala (FEDR) (cod 56.01.01 la 56.01.03)	5601								13,611
Finantarea nationala*)	560101								666
Finantarea externa nerambursabila*)	560102								3,069
Cheltuieli neeligibile*)	560103								9,876
CHELTUIELI DE CAPITAL ((cod 71+72+75)	70	4,438,000	6,009,000	5,809,000	5,237,731	5,237,731	2,732,992	2,504,739	442,481
TITLUL XIII ACTIVE NEFINANCIARE (cod 71.01 + 71.03)	71	4,438,000	6,009,000	5,809,000	5,237,731	5,237,731	2,732,992	2,504,739	442,481
Active fixe (cod 71.01.01 la 71.01.03+71.01.30)	7101	428,000	698,000	698,000	586,731	586,731	462,848	123,883	440,541
Constructii	710101								17,962
Masini, echipamente si mijloace de transport	710102	144,000	144,000	144,000	99,900	99,900	98,695	1,205	130,141
Mobilier, aparatura birotica si alte active corporale	710103								111,872
Alte active fixe	710130	284,000	554,000	554,000	486,831	486,831	364,153	122,678	180,566
Reparatii capitale aferente activelor fixe	7103	4,010,000	5,311,000	5,111,000	4,651,000	4,651,000	2,270,144	2,380,856	1,940
OPERATIUNI FINANCIARE (cod 81)	79		2,496,000	2,496,000	2,496,000	2,496,000	2,496,000		
TITLUL XVII RAMBURSARI DE CREDITE (cod 81.04)	81		2,496,000	2,496,000	2,496,000	2,496,000	2,496,000		

A	B	1	2	3	4	5	6	7=5-6	8
Rambursarea imprumuturilor contractate pentru finantarea proiectelor cu finantare UE	8104		2,496,000	2,496,000	2,496,000	2,496,000	2,496,000		
TITLUL VII ALTE TRANSFERURI (cod 55.01+55.02)	55		585,000	292,000	585,000	585,000	234,086	350,914	234,086
TITLUL XVI RAMBURSARI DE CREDETE	81		2,496,000	2,496,000	2,496,000	2,496,000	2,496,000		
OPERATIUNI FINANCIARE (cod 81)	79		2,496,000	2,496,000	2,496,000	2,496,000	2,496,000		
A. CHELTUIELILE CURENTE (10+20+30+40+50+51+55+56+58+57+59)	01		96,220,000	58,519,290	88,805,752	88,805,751	52,644,554	36,161,197	52,745,308

NOTA: Sumele inscrise in col. 5 "Plati efectuate" cu semnul minus la Titlul 85, art. 85.01 "Plati efectuate din anii precedenti si recuperate in anul curent", se inscriu si pe col. 3 "Angajamente bugetare" si col. 4 "Angajamente legale" la acelasi cod tot cu semnul minus, astfel incat in col. 6 "Angajamente legale de platit" sa nu fie raportate sume.

p. PRIMAR, VICEPRIMAR DESEMNAT
dr.ing. ROB MARINEL



Conducatorul compartimentului
financiar-contabil
CARMEN POP

CONTUL DE EXECUTIE AL INSTITUTIILOR PUBLICE - CHELTUIELI

la data de 30.06.2016

Cod 21 Capitol 6602

Subcapitol

-lei-

Denumirea indicatorilor *)	Cod indicator	Credite de angajament	Credite bugetare		Angajamente bugetare	Angajamente legale	Plati efectuate	Angajamente legale de platit	Cheltuieli efective
			initiale	definitive					
A	B	1	2	3	4	5	6	7=5-6	8
TOTAL CHELTUIELI(SECTIUNEA DE FUNCTIONARE+SECTIUNEA DE DEZVOLTARE)			3,695,000	2,795,000	3,676,000	3,676,000	1,855,609	1,820,391	1,880,553
SECTIUNEA DE FUNCTIONARE (cod 01+79+85)	F		3,256,000	2,356,000	3,237,000	3,237,000	1,683,609	1,553,391	1,708,553
CHELTUIELI CURENTE (10+20+30+40+50+51SF+55SF+57+59)	01F		3,256,000	2,356,000	3,237,000	3,237,000	1,683,609	1,553,391	1,708,553
TITLUL I CHELTUIELI DE PERSONAL (cod 10.01 la 10.03)	10		2,189,000	1,362,000	2,189,000	2,189,000	1,167,267	1,021,733	1,191,820
Cheltuieli salariale in bani (cod 10.01.01 la 10.01.16+10.01.30)	1001		1,783,000	1,088,000	1,783,000	1,783,000	946,469	836,531	978,153
Salarii de baza	100101		1,564,000	929,000	1,564,000	1,564,000	801,170	762,830	822,523
Sporuri pentru conditii de munca	100105		201,000	141,000	201,000	201,000	137,617	63,383	149,457
Alte drepturi salariale in bani	100130		18,000	18,000	18,000	18,000	7,682	10,318	6,173
Contributii (cod 10.03.01 la 10.03.06)	1003		406,000	274,000	406,000	406,000	220,798	185,202	213,667
Contributii de asigurari sociale de stat	100301		270,000	180,000	270,000	270,000	149,890	120,110	155,123
Contributii de asigurari de somaj	100302		12,000	8,000	12,000	12,000	4,731	7,269	4,893
Contributii de asigurari sociale de sanatate	100303		84,000	56,000	84,000	84,000	49,216	34,784	50,896
Contributii de asigurari pentru accidente de munca si boli profesionale	100304		6,000	4,000	6,000	6,000	1,426	4,574	1,475
Contributii pentru concedii si indemnizatii	100306		34,000	26,000	34,000	34,000	15,535	18,465	1,280
TITLUL II BUNURI SI SERVICII (cod 20.01 la 20.06+20.09 la 20.16+20.18 la 20.25+20.27+20.30)	20		95,000	76,000	76,000	76,000	37,610	38,390	37,729
Bunuri si servicii (cod 20.01.01 la 20.01.09+20.01.30)	2001		27,000	24,000	24,000	24,000	11,009	12,991	13,480
Furnituri de birou	200101		5,000	5,000	5,000	5,000	4,101	899	6,597

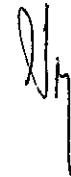
A	B	1	2	3	4	5	6	7=5-6	8
Posta, telecomunicatii, radio, tv, internet	200108		9,000	6,000	6,000	6,000	5,082	918	5,082
Materiale si prestari de servicii cu caracter functional	200109		8,000	8,000	8,000	8,000	526	7,474	501
Alte bunuri si servicii pentru intretinere si functionare	200130		5,000	5,000	5,000	5,000	1,300	3,700	1,300
Medicamente si materiale sanitare (cod 20.04.01 la 20.04.04)	2004		39,000	26,000	26,000	26,000	19,264	6,736	24,249
Medicamente	200401		18,000	12,000	12,000	12,000	5,398	6,602	5,398
Materiale sanitare	200402		21,000	14,000	14,000	14,000	13,866	134	18,851
Bunuri de natura obiectelor de inventar (cod 20.05.01+20.05.03+20.05.30)	2005		20,000	20,000	20,000	20,000	2,926	17,074	
Alte obiecte de inventar	200530		20,000	20,000	20,000	20,000	2,926	17,074	
Alte cheltuieli (cod 20.30.01 la 20.30.04+20.30.06+20.30.07+20.30.09+20.30.30)	2030		9,000	6,000	6,000	6,000	4,411	1,589	
Alte cheltuieli cu bunuri si servicii	203030		9,000	6,000	6,000	6,000	4,411	1,589	
TITLUL VI TRANSFERURI INTRE UNITATI ALE ADMINISTRATIEI PUBLICE (cod 51.01) (cod 51.01)	51F		900,000	870,000	900,000	900,000	475,000	425,000	475,000
Transferuri curente (cod 51.01.01+51.01.03+51.01.05+51.01.14+51.01.15+51.01.24+51.01.26+51.01.31+51.01.39+51.01.46+51.01.49+51.01.60+51.01.61+51.01.64)	5101		900,000	870,000	900,000	900,000	475,000	425,000	475,000
Actiuni de sanatate	510103		900,000	870,000	900,000	900,000	475,000	425,000	475,000
TITLUL IX ASISTENTA SOCIALA (cod 57.02)	57		72,000	48,000	72,000	72,000	3,732	68,268	4,004
Ajutoare sociale (cod 57.02.01 la 57.02.04)	5702		72,000	48,000	72,000	72,000	3,732	68,268	4,004
Ajutoare sociale in natura	570202		72,000	48,000	72,000	72,000	3,732	68,268	4,004
SECTIUNEA DE DEZVOLTARE (cod 51+55+56+58+70+81+85)	D		439,000	439,000	439,000	439,000	172,000	267,000	172,000
TITLUL VI TRANSFERURI INTRE UNITATI ALE ADMINISTRATIEI PUBLICE (cod 51.02)	51D		439,000	439,000	439,000	439,000	172,000	267,000	172,000
Transferuri de capital (cod 51.02.12+51.02.28+51.02.29+51.02.40 la 51.02.43+51.02.45+51.02.46)	5102		439,000	439,000	439,000	439,000	172,000	267,000	172,000
Transferuri pentru finantarea investitiilor la spitale	510212		439,000	439,000	439,000	439,000	172,000	267,000	172,000
TITLUL VI TRANSFERURI INTRE UNITATI ALE ADMINISTRATIEI PUBLICE (cod 51.01+51.02)	51		1,339,000	1,309,000	1,339,000	1,339,000	647,000	692,000	647,000
A. CHELTUIELILE CURENTE (10+20+30+40+50+51+55+56+58+57+59)	01		3,695,000	2,795,000	3,676,000	3,676,000	1,855,609	1,820,391	1,880,553

NOTA: Sumele inscrise in col. 5 "Plati efectuate " cu semnul minus la Titlul 85, art. 85.01 "Plati efectuate din anii precedenti si recuperate in anul curent", se inscriu si pe col. 3 "Angajamente bugetare" si col. 4 "Angajamente legale" la acelasi cod tot cu semnul minus , astfel incat in col. 6 "Angajamente legale de platit" sa nu fie raportate sume.

p. PRIMAR, VICEPRIMAR DESEMNAȚ
dr.ing. ROB MARINEL



Conducatorul compartimentului
financiar-contabil
CARMEN POP



CONTUL DE EXECUTIE AL INSTITUTIILOR PUBLICE - CHELTUIELI

la data de 30.06.2016

Cod 21 Capitol 6702

Subcapitol

-lei-


Denumirea indicatorilor *)	Cod indicator	Credite de angajament	Credite bugetare		Angajamente bugetare	Angajamente legale	Plati efectuate	Angajamente legale de platit	Cheltuieli efective
			initiale	definitive					
A	B	1	2	3	4	5	6	7=5-6	8
TOTAL CHELTUIELI(SECTIUNEA DE FUNCTIONARE+SECTIUNEA DE DEZVOLTARE)		1,540,000	23,886,000	22,430,000	23,884,000	23,884,000	13,185,213	10,698,787	8,852,306
SECTIUNEA DE FUNCTIONARE (cod 01+79+85)	F		23,249,000	21,793,000	23,249,000	23,249,000	13,140,213	10,108,787	8,796,203
CHELTUIELI CURENTE (10+20+30+40+50+51SF+55SF+57+59)	01F		23,249,000	21,793,000	23,249,000	23,249,000	13,140,213	10,108,787	8,796,203
TITLUL II BUNURI SI SERVICII (cod 20.01 la 20.06+20.09 la 20.16+20.18 la 20.25+20.27+20.30)	20		819,000	819,000	819,000	819,000	412,778	406,222	392,345
Bunuri si servicii (cod 20.01.01 la 20.01.09+20.01.30)	2001		658,000	658,000	658,000	658,000	404,219	253,781	384,434
Materiale pentru curatenie	200102		6,000	6,000	6,000	6,000	1,096	4,904	2,116
Incalzit, iluminat si forta motrica	200103		265,000	265,000	265,000	265,000	235,159	29,841	213,565
Apa, canal si salubritate	200104		42,000	42,000	42,000	42,000	34,476	7,524	35,265
Materiale si prestari de servicii cu caracter functional	200109		4,000	4,000	4,000	4,000	1,904	2,096	1,904
Alte bunuri si servicii pentru intretinere si functionare	200130		341,000	341,000	341,000	341,000	131,584	209,416	131,584
Reparatii curente	2002		156,000	156,000	156,000	156,000	7,911	148,089	7,911
Bunuri de natura obiectelor de inventar (cod 20.05.01+20.05.03+20.05.30)	2005		3,000	3,000	3,000	3,000	648	2,352	
Alte obiecte de inventar	200530		3,000	3,000	3,000	3,000	648	2,352	
Alte cheltuieli (cod 20.30.01 la 20.30.04+20.30.06+20.30.07+20.30.09+20.30.30)	2030		2,000	2,000	2,000	2,000		2,000	
Prime de asigurare non-viata	203003		2,000	2,000	2,000	2,000		2,000	
TITLUL VI TRANSFERURI INTRE UNITATI ALE ADMINISTRATIEI PUBLICE (cod 51.01) (cod 51.01)	51F		5,178,000	4,022,000	5,178,000	5,178,000	1,787,000	3,391,000	1,787,000

A	B	1	2	3	4	5	6	7=5-6	8
Transferuri curente (cod 51.01.01+51.01.03+51.01.05+51.01.14+51.01.15+ 51.01.24 +51.01.26 +51.01.31+51.01.39+51.01.46+51.01.49+51.01.60+51.01.61+51.01.64)	5101		5,178,000	4,022,000	5,178,000	5,178,000	1,787,000	3,391,000	1,787,000
Transferuri catre institutii publice	510101		5,178,000	4,022,000	5,178,000	5,178,000	1,787,000	3,391,000	1,787,000
TITLUL XI ALTE CHELTUIEL (cod 59.01+59.02+59.08+59.11+59.12+59.15+59.17+59.20+59.22+59.25+59.30+59.35)	59		17,252,000	16,952,000	17,252,000	17,252,000	10,940,435	6,311,565	6,616,858
Asociatii si fundatii	5911		15,442,000	15,142,000	15,442,000	15,442,000	9,797,435	5,644,565	6,616,858
Sustinerea cultelor	5912		1,810,000	1,810,000	1,810,000	1,810,000	1,143,000	667,000	
SECTIUNEA DE DEZVOLTARE (cod 51+55+56+58+70+81+85)	D	1,540,000	637,000	637,000	635,000	635,000	45,000	590,000	56,103
TITLUL VI TRANSFERURI INTRE UNITATI ALE ADMINISTRATIEI PUBLICE (cod 51.02)	51D		197,000	197,000	197,000	197,000	45,000	152,000	45,000
Transferuri de capital (cod 51.02.12+51.02.28+51.02.29+51.02.40 la 51.02.43+51.02.45+51.02.46)	5102		197,000	197,000	197,000	197,000	45,000	152,000	45,000
Alte transferuri de capital catre institutii publice	510229		197,000	197,000	197,000	197,000	45,000	152,000	45,000
Titlul VIII PROIECTE CU FINANTARE DIN FONDURI EXTERNE NERAMBURSABILE (FEN) POSTADERARE (cod 56.01 la 56.05+56.07+56.08+56.11+56.15 la 56.18+56.25+56.27+56.28+56.40)	56								382
Programe din Fondul European de Dezvoltare Regionala (FEDR) (cod 56.01.01 la 56.01.03)	5601								382
Finantarea nationala*)	560101								382
CHELTUIELI DE CAPITAL ((cod 71+72+75)	70	1,540,000	440,000	440,000	438,000	438,000		438,000	10,721
TITLUL XIII ACTIVE NEFINANCIARE (cod 71.01 + 71.03)	71	1,540,000	440,000	440,000	438,000	438,000		438,000	10,721
Active fixe (cod 71.01.01 la 71.01.03+71.01.30)	7101	1,540,000	440,000	440,000	438,000	438,000		438,000	10,721
Constructii	710101		180,000	180,000	180,000	180,000		180,000	
Masini, echipamente si mijloace de transport	710102								10,721
Alte active fixe	710130	1,540,000	260,000	260,000	258,000	258,000		258,000	
TITLUL VI TRANSFERURI INTRE UNITATI ALE ADMINISTRATIEI PUBLICE (cod 51.01+51.02)	51		5,375,000	4,219,000	5,375,000	5,375,000	1,832,000	3,543,000	1,832,000
A. CHELTUIELILE CURENTE (10+20+30+40+50+51+55+56+58+57+59)	01		23,446,000	21,990,000	23,446,000	23,446,000	13,185,213	10,260,787	8,841,585

NOTA: Sumele inscrise in col. 5 "Plati efectuate " cu semnul minus la Titlu 85, art. 85.01 "Plati efectuate din anii precedenti si recuperate in anul curent", se inscriu si pe col. 3 "Angajamente bugetare" si col. 4 "Angajamente legale" la acelasi cod tot cu semnul minus , astfel incat in col. 6 "Angajamente legale de platit" sa nu fie raportate sume.

p. PRIMAR, VICEPRIMAR DESEMNAT

dr.ing. ROB MARINEL



**Conducatorul compartimentului
financiar-contabil
CARMEN POP**

A handwritten signature in black ink, appearing to be "Carmen Pop".

CONTUL DE EXECUTIE AL INSTITUTIILOR PUBLICE - CHELTUIELI

la data de 30.06.2016

Cod 21 Capitol 6802

Subcapitol

-lei-


Denumirea indicatorilor *)	Cod indicator	Credite de angajament	Credite bugetare		Angajamente bugetare	Angajamente legale	Plati efectuate	Angajamente legale de platit	Cheltuieli efective
			initiale	definitive					
A	B	1	2	3	4	5	6	7=5-6	8
TOTAL CHELTUIELI(SECTIUNEA DE FUNCTIONARE+SECTIUNEA DE DEZVOLTARE)			35,376,000	28,158,000	34,829,000	34,829,000	19,722,140	15,106,860	19,406,854
SECTIUNEA DE FUNCTIONARE (cod 01+79+85)	F		29,395,000	22,577,000	28,848,000	28,848,000	17,577,359	11,270,641	19,206,572
CHELTUIELI CURENTE (10+20+30+40+50+51SF+55SF+57+59)	01F		29,395,000	22,577,000	28,848,000	28,848,000	17,577,359	11,270,641	19,206,572
TITLUL I CHELTUIELI DE PERSONAL (cod 10.01 la 10.03)	10		11,676,000	8,089,000	11,676,000	11,676,000	6,364,083	5,311,917	6,387,980
Cheltuieli salariale in bani (cod 10.01.01 la 10.01.16+10.01.30)	1001		9,434,000	6,505,000	9,434,000	9,434,000	5,190,866	4,243,134	5,232,127
Salarii de baza	100101		8,929,000	6,135,000	8,929,000	8,929,000	4,990,040	3,938,960	5,023,491
Sporuri pentru conditii de munca	100105		384,000	280,000	384,000	384,000	190,153	193,847	197,712
Indemnizatii de delegare	100113		15,000	15,000	15,000	15,000		15,000	
Alte drepturi salariale in bani	100130		106,000	75,000	106,000	106,000	10,673	95,327	10,924
Contributii (cod 10.03.01 la 10.03.06)	1003		2,242,000	1,584,000	2,242,000	2,242,000	1,173,217	1,068,783	1,155,853
Contributii de asigurari sociale de stat	100301		1,462,000	1,012,000	1,462,000	1,462,000	826,821	635,179	832,357
Contributii de asigurari de somaj	100302		76,000	59,000	76,000	76,000	24,971	51,029	25,045
Contributii de asigurari sociale de sanatate	100303		526,000	379,000	526,000	526,000	270,501	255,499	272,659
Contributii de asigurari pentru accidente de munca si boli profesionale	100304		42,000	35,000	42,000	42,000	7,861	34,139	7,923
Contributii pentru concedii si indemnizatii	100306		136,000	99,000	136,000	136,000	43,063	92,937	17,869
TITLUL II BUNURI SI SERVICII (cod 20.01 la 20.06+20.09 la 20.16+20.18 la 20.25+20.27+20.30)	20		4,851,000	4,304,000	4,304,000	4,304,000	2,947,157	1,356,843	5,782,829
Bunuri si servicii (cod 20.01.01 la 20.01.09+20.01.30)	2001		2,416,000	2,253,000	2,253,000	2,253,000	1,620,180	632,820	1,525,766

A	B	1	2	3	4	5	6	7=5-6	8
Furnituri de birou	200101		83,000	72,000	72,000	72,000	39,971	32,029	35,162
Materiale pentru curatenie	200102		89,000	80,000	80,000	80,000	50,105	29,895	52,468
Incalzit, iluminat si forta motrica	200103		971,000	959,000	959,000	959,000	807,945	151,055	738,988
Apa, canal si salubritate	200104		248,000	228,000	228,000	228,000	156,060	71,940	115,876
Carburanti si lubrifianti	200105		64,000	41,000	41,000	41,000	15,981	25,019	18,869
Piese de schimb	200106		33,000	28,000	28,000	28,000	8,198	19,802	8,168
Posta, telecomunicatii, radio, tv, internet	200108		92,000	79,000	79,000	79,000	42,081	36,919	41,993
Materiale si prestari de servicii cu caracter functional	200109		704,000	647,000	647,000	647,000	443,960	203,040	469,870
Alte bunuri si servicii pentru intretinere si functionare	200130		132,000	119,000	119,000	119,000	55,879	63,121	44,372
Reparatii curente	2002		366,000	354,000	354,000	354,000	212,573	141,427	171,461
Hrana (cod 20.03.01+20.03.02)	2003		1,434,000	1,100,000	1,100,000	1,100,000	810,810	289,190	918,397
Hrana pentru oameni	200301		1,434,000	1,100,000	1,100,000	1,100,000	810,810	289,190	918,397
Medicamente si materiale sanitare (cod 20.04.01 la 20.04.04)	2004		38,000	38,000	38,000	38,000	2,058	35,942	562
Medicamente	200401		11,000	11,000	11,000	11,000	423	10,577	
Materiale sanitare	200402		15,000	15,000	15,000	15,000	1,635	13,365	562
Dezinfectanti	200404		12,000	12,000	12,000	12,000		12,000	
Bunuri de natura obiectelor de inventar (cod 20.05.01+20.05.03+20.05.30)	2005		216,000	216,000	216,000	216,000	109,000	107,000	
Lenjerie si accesorii de pat	200503		18,000	18,000	18,000	18,000		18,000	
Alte obiecte de inventar	200530		198,000	198,000	198,000	198,000	109,000	89,000	
Deplasari, detasari, transferari (cod 20.06.01+20.06.02)	2006		55,000	55,000	55,000	55,000	11,096	43,904	10,766
Deplasari interne, detasari, transferari	200601		40,000	40,000	40,000	40,000	8,282	31,718	7,952
Deplasari in strainatate	200602		15,000	15,000	15,000	15,000	2,814	12,186	2,814
Carti, publicatii si materiale documentare	2011		12,000	12,000	12,000	12,000	6,925	5,075	6,925
Pregatire profesionala	2013		20,000	20,000	20,000	20,000	6,440	13,560	6,981
Protectia muncii	2014		3,000	3,000	3,000	3,000		3,000	
Alte cheltuieli (cod 20.30.01 la 20.30.04+20.30.06+20.30.07+20.30.09+20.30.30)	2030		291,000	253,000	253,000	253,000	168,075	84,925	3,141,971
Alte cheltuieli cu bunuri si servicii	203030		291,000	253,000	253,000	253,000	168,075	84,925	3,141,971
TITLUL IX ASISTENTA SOCIALA (cod 57.02)	57		12,299,000	9,789,000	12,299,000	12,299,000	7,918,721	4,380,279	6,675,092
Ajutoare sociale (cod 57.02.01 la 57.02.04)	5702		12,299,000	9,789,000	12,299,000	12,299,000	7,918,721	4,380,279	6,675,092
Ajutoare sociale in numerar	570201		12,299,000	9,789,000	12,299,000	12,299,000	7,918,721	4,380,279	6,675,092
TITLUL XI ALTE CHELTUIELI (cod	59		569,000	395,000	569,000	569,000	347,398	221,602	360,671

A	B	1	2	3	4	5	6	7=5-6	8
59.01+59.02+59.08+59.11+59.12+59.15+59.17+59.20+59.22+59.25+59.30+59.35)									
Asociatii si fundatii	5911		569,000	395,000	569,000	569,000	347,398	221,602	360,671
SECTIUNEA DE DEZVOLTARE (cod 51+55+56+58+70+81+85)	D		5,981,000	5,581,000	5,981,000	5,981,000	2,144,781	3,836,219	200,282
Titlul VIII PROIECTE CU FINANTARE DIN FONDURI EXTERNE NERAMBURSABILE (FEN) POSTADERARE (cod 56.01 la 56.05+56.07+56.08+56.11+56.15 la 56.18+56.25+56.27+56.28+56.40)	56		3,363,000	3,363,000	3,363,000	3,363,000	250,437	3,112,563	92,283
Programe din Fondul European de Dezvoltare Regionala (FEDR) (cod 56.01.01 la 56.01.03)	5601								18,610
Cheltuieli neeligibile*)	560103								18,610
Programe din Fondul de Coeziune(FC) (56.03.01 la 56.03.03)	5603		53,000	53,000	53,000	53,000	48,660	4,340	42,954
Cheltuieli neeligibile*)	560303		53,000	53,000	53,000	53,000	48,660	4,340	42,954
Mecanismul financiar SEE (cod 56.17.01 la 56.17.03)	5617		3,310,000	3,310,000	3,310,000	3,310,000	201,777	3,108,223	30,719
Finantarea nationala*)	561701		1,795,000	1,795,000	1,795,000	1,795,000	46,566	1,748,434	13,636
Finantarea externa nerambursabila*)	561702		1,515,000	1,515,000	1,515,000	1,515,000	155,211	1,359,789	17,083
CHELTUIELI DE CAPITAL ((cod 71+72+75)	70		1,318,000	1,318,000	1,318,000	1,318,000	1,206,429	111,571	107,999
TITLUL XIII ACTIVE NEFINANCIARE (cod 71.01 + 71.03)	71		1,318,000	1,318,000	1,318,000	1,318,000	1,206,429	111,571	107,999
Active fixe (cod 71.01.01 la 71.01.03+71.01.30)	7101		611,000	611,000	611,000	611,000	590,605	20,395	107,999
Mobilier, aparatura birotica si alte active corporale	710103		571,000	571,000	571,000	571,000	560,605	10,395	107,999
Alte active fixe	710130		40,000	40,000	40,000	40,000	30,000	10,000	
Reparatii capitale aferente activelor fixe	7103		707,000	707,000	707,000	707,000	615,824	91,176	
OPERATIUNI FINANCIARE (cod 81)	79		1,300,000	900,000	1,300,000	1,300,000	687,915	612,085	
TITLUL XVII RAMBURSARI DE CREDITE (cod 81.04)	81		1,300,000	900,000	1,300,000	1,300,000	687,915	612,085	
Rambursarea imprumuturilor contractate pentru finantarea proiectelor cu finantare UE	8104		1,300,000	900,000	1,300,000	1,300,000	687,915	612,085	
TITLUL XVI RAMBURSARI DE CREDETE	81		1,300,000	900,000	1,300,000	1,300,000	687,915	612,085	
OPERATIUNI FINANCIARE (cod 81)	79		1,300,000	900,000	1,300,000	1,300,000	687,915	612,085	
A. CHELTUIELILE CURENTE (10+20+30+40+50+51+55+56+58+57+59)	01		32,758,000	25,940,000	32,211,000	32,211,000	17,827,796	14,383,204	19,298,855

NOTA: Sumele inscrise in col. 5 "Plati efectuate " cu semnul minus la Titlul 85, art. 85.01 "Plati efectuate din anii precedenti si recuperate in anul curent", se inscriu si pe col. 3 "Angajamente bugetare" si col. 4 "Angajamente legale" la acelasi cod tot cu semnul minus , astfel incat in col. 6 "Angajamente legale de platit" sa nu fie raportate sume.

p. PRIMAR, VICEPRIMAR DESEMNAT
dr.ing. ROB MARINEL



Conducatorul compartimentului
financiar-contabil
CARMEN POP

A handwritten signature in black ink, appearing to be "Carmen Pop".

CONTUL DE EXECUTIE AL INSTITUTIILOR PUBLICE - CHELTUIELI

la data de 30.06.2016

Cod 21 Capitol 7002

Subcapitol

-lei-

Denumirea indicatorilor *)	Cod indicator	Credite de angajament	Credite bugetare		Angajamente bugetare	Angajamente legale	Plati efectuate	Angajamente legale de platit	Cheltuieli efective
			initiale	definitive					
A	B	1	2	3	4	5	6	7=5-6	8
TOTAL CHELTUIELI(SECTIUNEA DE FUNCTIONARE+SECTIUNEA DE DEZVOLTARE)		66,495,000	29,351,000	27,067,000	28,303,000	28,303,000	18,078,237	10,224,763	25,016,045
SECTIUNEA DE FUNCTIONARE (cod 01+79+85)	F		16,599,000	14,360,000	15,551,000	15,551,000	11,430,783	4,120,217	6,929,346
CHELTUIELI CURENTE (10+20+30+40+50+51SF+55SF+57+59)	01F		16,599,000	14,360,000	15,551,000	15,551,000	11,430,783	4,120,217	6,929,346
TITLUL II BUNURI SI SERVICII (cod 20.01 la 20.06+20.09 la 20.16+20.18 la 20.25+20.27+20.30)	20		9,578,000	8,530,000	8,530,000	8,530,000	6,570,283	1,959,717	3,068,846
Bunuri si servicii (cod 20.01.01 la 20.01.09+20.01.30)	2001		6,940,000	6,170,000	6,170,000	6,170,000	5,187,356	982,644	2,653,975
Incalzit, iluminat si forta motrica	200103		6,255,000	5,505,000	5,505,000	5,505,000	4,787,090	717,910	2,333,743
Apa, canal si salubritate	200104		135,000	115,000	115,000	115,000	74,982	40,018	79,179
Materiale si prestari de servicii cu caracter functional	200109		550,000	550,000	550,000	550,000	325,284	224,716	241,053
Reparatii curente	2002		1,265,000	1,265,000	1,265,000	1,265,000	713,209	551,791	
Bunuri de natura obiectelor de inventar (cod 20.05.01+20.05.03+20.05.30)	2005		450,000	450,000	450,000	450,000	190,340	259,660	
Alte obiecte de inventar	200530		450,000	450,000	450,000	450,000	190,340	259,660	
Alte cheltuieli (cod 20.30.01 la 20.30.04+20.30.06+20.30.07+20.30.09+20.30.30)	2030		923,000	645,000	645,000	645,000	479,378	165,622	414,871
Chirii	203004		420,000	335,000	335,000	335,000	283,487	51,513	221,676
Alte cheltuieli cu bunuri si servicii	203030		503,000	310,000	310,000	310,000	195,891	114,109	193,195
TITLUL VI TRANSFERURI INTRE UNITATI ALE ADMINISTRATIEI PUBLICE (cod 51.01) (cod 51.01)	51F		6,021,000	4,830,000	6,021,000	6,021,000	3,860,500	2,160,500	3,860,500
Transferuri curente (cod 51.01.01+51.01.03+51.01.05+)	5101		6,021,000	4,830,000	6,021,000	6,021,000	3,860,500	2,160,500	3,860,500


A	B	1	2	3	4	5	6	7=5-6	8
51.01.14+51.01.15+ 51.01.24 +51.01.26 +51.01.31+51.01.39+ 51.01.46+51.01.49+51.01.60+51.01.61+51.01.64)									
Transferuri catre institutii publice	510101		6,021,000	4,830,000	6,021,000	6,021,000	3,860,500	2,160,500	3,860,500
TITLUL VII ALTE TRANSFERURI (cod 55.01+ 55.02)	55F		1,000,000	1,000,000	1,000,000	1,000,000	1,000,000		
Transferuri interne (55.01.18+55.01.63+55.01.65)	5501F		1,000,000	1,000,000	1,000,000	1,000,000	1,000,000		
Alte transferuri curente interne	550118		1,000,000	1,000,000	1,000,000	1,000,000	1,000,000		
SECTIUNEA DE DEZVOLTARE (cod 51+55+56+58+70+81+85)	D	66,495,000	12,752,000	12,707,000	12,752,000	12,752,000	6,647,454	6,104,546	18,086,699
TITLUL VI TRANSFERURI INTRE UNITATI ALE ADMINISTRATIEI PUBLICE (cod 51.02)	51D		2,428,000	2,428,000	2,428,000	2,428,000	1,264,518	1,163,482	1,264,518
Transferuri de capital (cod 51.02.12+ 51.02.28+51.02.29+51.02.40 la 51.02.43+51.02.45+51.02.46)	5102		2,428,000	2,428,000	2,428,000	2,428,000	1,264,518	1,163,482	1,264,518
Alte transferuri de capital catre institutii publice	510229		2,428,000	2,428,000	2,428,000	2,428,000	1,264,518	1,163,482	1,264,518
TITLUL VII ALTE TRANSFERURI (cod 55.01)	55D	3,000,000	1,918,000	1,918,000	1,918,000	1,918,000	1,721,030	196,970	968,019
A. Transferuri interne (cod 55.01.03+55.01.07+55.01.08 la 55.01.10+55.01.12+55.01.13+55.01.15+55.01.28+55.01.42+55 .01.56+55.01.62+55.01.64)	5501D	3,000,000	1,918,000	1,918,000	1,918,000	1,918,000	1,721,030	196,970	968,019
Investitii ale agentilor economici cu capital de stat	550112	3,000,000	1,918,000	1,918,000	1,918,000	1,918,000	1,721,030	196,970	968,019
Titlul VIII PROIECTE CU FINANTARE DIN FONDURI EXTERNE NERAMBURSABILE (FEN) POSTADERARE (cod 56.01 la 56.05+56.07+56.08+56.11+56.15 la 56.18+56.25+56.27+56.28+56.40)	56	646,000	1,061,000	1,061,000	1,061,000	1,061,000	774,408	286,592	13,814,934
Programe din Fondul European de Dezvoltare Regionala (FEDR) (cod 56.01.01 la 56.01.03)	5601	646,000	1,061,000	1,061,000	1,061,000	1,061,000	774,408	286,592	13,814,934
Finantarea nationala*)	560101								2,252,683
Finantarea externa nerambursabila*)	560102								9,080,282
Cheltuieli neeligibile*)	560103	646,000	1,061,000	1,061,000	1,061,000	1,061,000	774,408	286,592	2,481,969
CHELTUIELI DE CAPITAL ((cod 71+72+75)	70	62,849,000	7,345,000	7,300,000	7,345,000	7,345,000	2,887,498	4,457,502	2,039,228
TITLUL XIII ACTIVE NEFINANCIARE (cod 71.01 + 71.03)	71	62,849,000	7,345,000	7,300,000	7,345,000	7,345,000	2,887,498	4,457,502	2,039,228
Active fixe (cod 71.01.01 la 71.01.03+71.01.30)	7101	21,787,000	5,433,000	5,403,000	5,433,000	5,433,000	2,237,179	3,195,821	2,039,228
Constructii	710101	10,874,000	1,546,000	1,536,000	1,546,000	1,546,000	481,509	1,064,491	1,402,185
Masini, echipamente si mijloace de transport	710102								2,537
Mobilier, aparatura birotica si alte active corporale	710103								138
Alte active fixe	710130	10,913,000	3,887,000	3,867,000	3,887,000	3,887,000	1,755,670	2,131,330	634,368

A	B	1	2	3	4	5	6	7=5-6	8
Reparatii capitale aferente activelor fixe	7103	41,062,000	1,912,000	1,897,000	1,912,000	1,912,000	650,319	1,261,681	
TITLUL VI TRANSFERURI INTRE UNITATI ALE ADMINISTRATIEI PUBLICE (cod 51.01+51.02)	51		8,449,000	7,258,000	8,449,000	8,449,000	5,125,018	3,323,982	5,125,018
TITLUL VII ALTE TRANSFERURI (cod 55.01+55.02)	55	3,000,000	2,918,000	2,918,000	2,918,000	2,918,000	2,721,030	196,970	968,019
A. CHELTUIELILE CURENTE (10+20+30+40+50+51+55+56+58+57+59)	01	3,646,000	22,006,000	19,767,000	20,958,000	20,958,000	15,190,739	5,767,261	22,976,817

NOTA: Sumele inscrise in col. 5 "Plati efectuate" cu semnul minus la Titlul 85, art. 85.01 "Plati efectuate din anii precedenti si recuperate in anul curent", se inscriu si pe col. 3 "Angajamente bugetare" si col. 4 "Angajamente legale" la acelasi cod tot cu semnul minus, astfel incat in col. 6 "Angajamente legale de platit" sa nu fie raportate sume.

p. PRIMAR, VICEPRIMAR DESEMNAȚ

dr.ing. ROB MARINEL



Conducatorul compartimentului
financiar-contabil
CARMEN POP

CONTUL DE EXECUTIE AL INSTITUTIILOR PUBLICE - CHELTUIELI

la data de 30.06.2016

Cod 21 Capitol 7402

Subcapitol


-lei-

Denumirea indicatorilor *)	Cod indicator	Credite de angajament	Credite bugetare		Angajamente bugetare	Angajamente legale	Plati efectuate	Angajamente legale de platit	Cheltuieli efective
			initiale	definitive					
A	B	1	2	3	4	5	6	7=5-6	8
TOTAL CHELTUIELI(SECTIUNEA DE FUNCTIONARE+SECTIUNEA DE DEZVOLTARE)		220,000	15,446,000	15,296,000	15,444,000	15,444,000	9,344,796	6,099,204	6,500,802
SECTIUNEA DE FUNCTIONARE (cod 01+79+85)	F		15,400,000	15,250,000	15,400,000	15,400,000	9,344,796	6,055,204	6,500,802
CHELTUIELI CURENTE (10+20+30+40+50+51SF+55SF+57+59)	01F		15,400,000	15,250,000	15,400,000	15,400,000	9,344,796	6,055,204	6,500,802
TITLUL II BUNURI SI SERVICII (cod 20.01 la 20.06+20.09 la 20.16+20.18 la 20.25+20.27+20.30)	20		15,100,000	15,100,000	15,100,000	15,100,000	9,194,796	5,905,204	6,350,802
Bunuri si servicii (cod 20.01.01 la 20.01.09+20.01.30)	2001		15,097,700	15,097,700	15,097,700	15,097,700	9,192,582	5,905,118	6,348,588
Apa, canal si salubritate	200104		15,097,700	15,097,700	15,097,700	15,097,700	9,192,582	5,905,118	6,348,588
Alte cheltuieli (cod 20.30.01 la 20.30.04+20.30.06+20.30.07+20.30.09+20.30.30)	2030		2,300	2,300	2,300	2,300	2,214	86	2,214
Chirii	203004		2,300	2,300	2,300	2,300	2,214	86	2,214
TITLUL XI ALTE CHELTUIELI (cod 59.01+59.02+59.08+59.11+59.12+59.15+59.17+59.20+59.22+59.25+59.30+59.35)	59		300,000	150,000	300,000	300,000	150,000	150,000	150,000
Asociatii si fundatii	5911		300,000	150,000	300,000	300,000	150,000	150,000	150,000
SECTIUNEA DE DEZVOLTARE (cod 51+55+56+58+70+81+85)	D	220,000	46,000	46,000	44,000	44,000		44,000	
CHELTUIELI DE CAPITAL ((cod 71+72+75)	70	220,000	46,000	46,000	44,000	44,000		44,000	
TITLUL XIII ACTIVE NEFINANCIARE (cod 71.01 + 71.03)	71	220,000	46,000	46,000	44,000	44,000		44,000	
Active fixe (cod 71.01.01 la 71.01.03+71.01.30)	7101	220,000	46,000	46,000	44,000	44,000		44,000	
Alte active fixe	710130	220,000	46,000	46,000	44,000	44,000		44,000	

A	B	1	2	3	4	5	6	7=5-6	8
A. CHELTUIELILE CURENTE (10+20+30+40+50+51+55+56+58+57+59)	01		15,400,000	15,250,000	15,400,000	15,400,000	9,344,796	6,055,204	6,500,802

NOTA: Sumele inscrise in col. 5 "Plati efectuate " cu semnul minus la Titlul 85, art. 85.01 "Plati efectuate din anii precedenti si recuperate in anul curent", se inscriu si pe col. 3 "Angajamente bugetare" si col. 4 "Angajamente legale" la acelasi cod tot cu semnul minus , astfel incat in col. 6 "Angajamente legale de platit" sa nu fie raportate sume.

p. PRIMAR, VICEPRIMAR DESEMNET
dr.ing. ROB MARINEL



Conducatorul compartimentului
financiar-contabil
CARMEN POP

CONTUL DE EXECUTIE AL INSTITUTIILOR PUBLICE - CHELTUIELI

la data de 30.06.2016

Cod 21 Capitol 830203

Subcapitol

-lei-


Denumirea indicatorilor *)	Cod indicator	Credite de angajament	Credite bugetare		Angajamente bugetare	Angajamente legale	Plati efectuate	Angajamente legale de platit	Cheltuieli efective
			initiale	definitive					
A	B	1	2	3	4	5	6	7=5-6	8
TOTAL CHELTUIELI(SECTIUNEA DE FUNCTIONARE+SECTIUNEA DE DEZVOLTARE)			2,545,000						313,908
SECTIUNEA DE DEZVOLTARE (cod 51+55+56+58+70+81+85)	D		2,545,000						313,908
Titlul VIII PROIECTE CU FINANTARE DIN FONDURI EXTERNE NERAMBURSABILE (FEN) POSTADERARE (cod 56.01 la 56.05+56.07+56.08+56.11+56.15 la 56.18+56.25+56.27+56.28+56.40)	56								313,707
Programe din Fondul European de Dezvoltare Regionala (FEDR) (cod 56.01.01 la 56.01.03)	5601								298,715
Finantarea nationala*)	560101								48,180
Finantarea externa nerambursabila*)	560102								192,719
Cheltuieli neeligibile*)	560103								57,816
Programe din Fondul European Agricol de Dezvoltare Rurala (FEADR) (cod 56.04.01 la 56.04.03)	5604								14,992
Finantarea nationala*)	560401								6,045
Finantarea externa nerambursabila*)	560402								6,045
Cheltuieli neeligibile*)	560403								2,902
CHELTUIELI DE CAPITAL ((cod 71+72+75)	70								201
TITLUL XIII ACTIVE NEFINANCIARE (cod 71.01 + 71.03)	71								201
Active fixe (cod 71.01.01 la 71.01.03+71.01.30)	7101								201
Alte active fixe	710130								201

A	B	1	2	3	4	5	6	7=5-6	8
OPERATIUNI FINANCIARE (cod 81)	79		2,545,000						
TITLUL XVII RAMBURSARI DE CREDITE (cod 81.04)	81		2,545,000						
Rambursarea imprumuturilor contractate pentru finantarea proiectelor cu finantare UE	8104		2,545,000						
TITLUL XVI RAMBURSARI DE CREDITE	81		2,545,000						
OPERATIUNI FINANCIARE (cod 81)	79		2,545,000						
A. CHELTUIELILE CURENTE (10+20+30+40+50+51+55+56+58+57+59)	01								313,707

NOTA: Sumele inscrise in col. 5 "Plati efectuate" cu semnul minus la Titlul 85, art. 85.01 "Plati efectuate din anii precedenti si recuperate in anul curent", se inscriu si pe col. 3 "Angajamente bugetare" si col. 4 "Angajamente legale" la acelasi cod tot cu semnul minus, astfel incat in col. 6 "Angajamente legale de platit" sa nu fie raportate sume.

p. PRIMAR, VICEPRIMAR DESEMNAT

dr.ing. ROB MARINEL



Conducatorul compartimentului
financiar-contabil
CARMEN POP

CONTUL DE EXECUTIE AL INSTITUTIILOR PUBLICE - CHELTUIELI

la data de 30.06.2016

Cod 21 Capitol 8402

Subcapitol

-lei-


Denumirea indicatorilor *)	Cod indicator	Credite de angajament	Credite bugetare		Angajamente bugetare	Angajamente legale	Plati efectuate	Angajamente legale de platit	Cheltuieli efective
			initiale	definitive					
A	B	1	2	3	4	5	6	7=5-6	8
TOTAL CHELTUIELI(SECTIUNEA DE FUNCTIONARE+SECTIUNEA DE DEZVOLTARE)		220,382,000	46,956,000	42,477,000	45,933,000	45,933,000	26,448,853	19,484,147	22,716,648
SECTIUNEA DE FUNCTIONARE (cod 01+79+85)	F		41,761,000	38,373,000	40,738,000	40,738,000	25,722,869	15,015,131	12,832,731
CHELTUIELI CURENTE (10+20+30+40+50+51SF+55SF+57+59)	01F		37,030,000	36,007,000	36,007,000	36,007,000	23,358,043	12,648,957	12,832,731
TITLUL II BUNURI SI SERVICII (cod 20.01 la 20.06+20.09 la 20.16+20.18 la 20.25+20.27+20.30)	20		31,060,000	30,037,000	30,037,000	30,037,000	18,730,734	11,306,266	7,778,804
Bunuri si servicii (cod 20.01.01 la 20.01.09+20.01.30)	2001		10,000	7,000	7,000	7,000	2,708	4,292	
Furnituri de birou	200101		10,000	7,000	7,000	7,000	2,708	4,292	
Reparatii curente	2002		31,050,000	30,030,000	30,030,000	30,030,000	18,728,026	11,301,974	7,778,804
TITLUL IV SUBVENTII (cod 40.03+40.20+ 40.30)	40		5,970,000	5,970,000	5,970,000	5,970,000	4,627,309	1,342,691	5,053,927
Subventii pentru acoperirea diferentelor de pret si tarif	4003		5,970,000	5,970,000	5,970,000	5,970,000	4,627,309	1,342,691	5,053,927
OPERATIUNI FINANCIARE (cod 80+81)	79F		4,731,000	2,366,000	4,731,000	4,731,000	2,364,826	2,366,174	
TITLUL XVII RAMBURSARI DE CREDITE (cod 81.01+81.02)	81F		4,731,000	2,366,000	4,731,000	4,731,000	2,364,826	2,366,174	
Rambursari de credite interne (cod 81.02.01+81.02.02+ 81.02.05)	8102		4,731,000	2,366,000	4,731,000	4,731,000	2,364,826	2,366,174	
Rambursari de credite aferente datoriei publice interne locale	810205		4,731,000	2,366,000	4,731,000	4,731,000	2,364,826	2,366,174	
SECTIUNEA DE DEZVOLTARE (cod 51+55+56+58+70+81+85)	D	220,382,000	5,195,000	4,104,000	5,195,000	5,195,000	725,984	4,469,016	9,883,917
TITLUL VII ALTE TRANSFERURI (cod 55.01)	55D		588,000	588,000	588,000	588,000	506,416	81,584	54,468
A. Transferuri interne (cod 55.01.03+55.01.07+55.01.08 la 55.01.10+55.01.12+55.01.13+55.01.15+55.01.28+55.01.42+55	5501D		588,000	588,000	588,000	588,000	506,416	81,584	54,468

A	B	1	2	3	4	5	6	7=5-6	8
.01.56+55.01.62+55.01.64)									
Investitii ale agentilor economici cu capital de stat	550112		588,000	588,000	588,000	588,000	506,416	81,584	54,468
Titlul VIII PROIECTE CU FINANTARE DIN FONDURI EXTERNE NERAMBURSABILE (FEN) POSTADERARE (cod 56.01 la 56.05+56.07+56.08+56.11+56.15 la 56.18+56.25+56.27+56.28+56.40)	56		20,000	20,000	20,000	20,000	14,542	5,458	9,602,480
Programe din Fondul European de Dezvoltare Regionala (FEDR) (cod 56.01.01 la 56.01.03)	5601		20,000	20,000	20,000	20,000	14,542	5,458	9,602,480
Finantarea nationala*)	560101								2,794
Cheltuieli neeligibile*)	560103		20,000	20,000	20,000	20,000	14,542	5,458	9,599,686
CHELTUIELI DE CAPITAL ((cod 71+72+75)	70	220,382,000	4,587,000	3,496,000	4,587,000	4,587,000	205,026	4,381,974	226,969
TITLUL XIII ACTIVE NEFINANCIARE (cod 71.01 + 71.03)	71	220,382,000	4,587,000	3,496,000	4,587,000	4,587,000	205,026	4,381,974	226,969
Active fixe (cod 71.01.01 la 71.01.03+71.01.30)	7101	509,000	146,000	146,000	146,000	146,000		146,000	226,969
Constructii	710101								194,621
Masini, echipamente si mijloace de transport	710102								13,660
Alte active fixe	710130	509,000	146,000	146,000	146,000	146,000		146,000	18,688
Reparatii capitale aferente activelor fixe	7103	219,873,000	4,441,000	3,350,000	4,441,000	4,441,000	205,026	4,235,974	
TITLUL VII ALTE TRANSFERURI (cod 55.01+55.02)	55		588,000	588,000	588,000	588,000	506,416	81,584	54,468
TITLUL XVI RAMBURSARI DE CREDETE	81		4,731,000	2,366,000	4,731,000	4,731,000	2,364,826	2,366,174	
OPERATIUNI FINANCIARE (cod 81)	79		4,731,000	2,366,000	4,731,000	4,731,000	2,364,826	2,366,174	
A. CHELTUIELILE CURENTE (10+20+30+40+50+51+55+56+58+57+59)	01		37,638,000	36,615,000	36,615,000	36,615,000	23,879,001	12,735,999	22,489,679

NOTA: Sumele inscrise in col. 5 "Plati efectuate " cu semnul minus la Titlul 85, art. 85.01 "Plati efectuate din anii precedenti si recuperate in anul curent", se inscriu si pe col. 3 "Angajamente bugetare" si col. 4 "Angajamente legale" la acelasi cod tot cu semnul minus , astfel incat in col. 6 "Angajamente legale de platit" sa nu fie raportate sume.

p. PRIMAR, VICEPRIMAR DESEMNAT

dr.ing. ROB MARINEL



Conducatorul compartimentului
financiar-contabil
CARMEN POP

CONTUL DE EXECUTIE

A BUGETULUI INSTITUTIILOR PUBLICE SI ACTIVITATILOR FINANTATE INTEGRAL SAU PARTIAL DIN VENITURI PROPRII (DE SUBORDONARE LOCALA) -VENITURI

la data de 30.06.2016

Cod 20

-lei-

Denumirea indicatorilor	Cod indicator	Prevederi bugetare		Drepturi constatate			Incasari realizate	Stingeri pe alte cai decat incasari	Drepturi constatate de incasat
		initiale	definitive	Total, din care:	din anii precedenti	din anul curent			
A	B	1	2	3=4+5	4	5	6	7	8=3-6-7
TOTAL VENITURI (cod 00.02+00.15+00.16+00.17+45.10+48.10)	000110	45,967,000	29,562,440	24,552,763	2,033,587	22,519,176	22,702,177	50,103	1,800,483
I. VENITURI CURENTE (cod 00.03+00.12)	0002	30,804,000	16,776,440	16,740,824	2,033,587	14,707,237	14,890,238	50,103	1,800,483
C. VENITURI NEFISCALE (cod 00.13+00.14)	2900	30,804,000	16,776,440	16,740,824	2,033,587	14,707,237	14,890,238	50,103	1,800,483
C1. VENITURI DIN PROPRIETATE (cod 30.10+31.10)	3000	963,200	636,640	241,871	78,171	163,700	181,031	10,490	50,350
Venituri din proprietate (cod 30.10.05+30.10.08+30.10.09+30.10.50)	3010	962,200	635,640	241,871	78,171	163,700	181,031	10,490	50,350
Venituri din concesiuni si inchirieri (cod 30.10.05.30)	301005	941,300	619,740	241,871	78,171	163,700	181,031	10,490	50,350
Alte venituri din concesiuni si inchirieri de catre institutiile publice	30100530	941,300	619,740	241,871	78,171	163,700	181,031	10,490	50,350
Alte venituri din proprietate	301050	20,900	15,900						
Venituri din dobânzi (cod 31.10.03)	3110	1,000	1,000						
Alte venituri din dobânzi	311003	1,000	1,000						
C2. VANZARI DE BUNURI SI SERVICII (cod 33.10+34.10+35.10+36.10+37.10)	3300	29,840,800	16,139,800	16,498,953	1,955,416	14,543,537	14,709,207	39,613	1,750,133
Venituri din prestari de servicii si alte activitati (cod 33.10.05+33.10.08+33.10.09+33.10.13+ 33.10.14+ 33.10.16+33.10.17+33.10.19 la 33.10.21+33.10.30 la 33.10.32+33.10.50)	3310	29,552,300	15,930,800	16,323,126	1,955,416	14,367,710	14,533,380	39,613	1,750,133
Taxe si alte venituri in invatamant	331005	4,381,500	2,439,000	1,610,313	38,896	1,571,417	1,583,746		26,567
Venituri din prestari de servicii	331008	2,380,000	1,626,000	2,107,243	245,493	1,861,750	1,925,550		181,693
Contributia elevilor si studentilor pentru internate, camine si cantine.	331014	1,912,800	1,078,800	707,180	3,532	703,648	702,175		5,005
Venituri din valorificarea produselor obtinute din activitatea proprie sau anexa	331016	154,000	78,000	101,848	22,080	79,768	76,157		25,691
Venituri din organizarea de cursuri de calificare si conversie	331017	29,000	20,000	11,553		11,553	11,553		


A	B	1	2	3=4+5	4	5	6	7	8=3-6-7
profesionala, specializare si perfectionare									
Venituri din serbari si spectacole scolare, manifestari culturale, artistice si sportive	331019	300,000	165,000	201,620	5,480	196,140	160,412	39,613	1,595
Venituri din contractele incheiate cu casele de asigurari sociale de sanatate	331021	16,805,000	8,539,000	9,681,660	1,511,747	8,169,913	8,288,513		1,393,147
Venituri din contractele incheiate cu directiile de sanatate publica din sume alocate de la bugetul de stat	331030	1,276,000	660,000	605,350		605,350	605,350		
Venituri din contractele incheiate cu directiile de sanatate publica din sume alocate din veniturile proprii ale Ministerului Sanatatii	331031	250,000	231,000	163,534		163,534	163,534		
Alte venituri din prestari de servicii si alte activitati	331050	2,064,000	1,094,000	1,132,825	128,188	1,004,637	1,016,390		116,435
Diverse venituri (cod 36.10.04+36.10.32+36.10.50)	3610	168,000	127,500	118,280		118,280	118,280		
Alte venituri	361050	168,000	127,500	118,280		118,280	118,280		
Transferuri voluntare, altele decat subventiile (cod 37.10.01+37.10.03+37.10.04+37.10.50)	3710	120,500	81,500	57,547		57,547	57,547		
Donatii si sponsorizari	371001	45,000	35,000	43,500		43,500	43,500		
Varsaminte din sectiunea de functionare pentru finantarea sectiunii de dezvoltare a bugetului local (cu semnul minus)	371003	-3,069,000	-3,069,000	-2,074,626		-2,074,626	-2,074,626		
Varsaminte din sectiunea de functionare	371004	3,069,000	3,069,000	2,074,626		2,074,626	2,074,626		
Alte transferuri voluntare	371050	75,500	46,500	14,047		14,047	14,047		
III. OPERATIUNI FINANCIARE (cod 40.10+41.10)	0016			207,921		207,921	207,921		
Încasari din rambursarea împrumuturilor acordate (cod. 40.10.15+40.10.16)	4010			207,921		207,921	207,921		
Sume utilizate din excedentul anului precedent pentru efectuarea de cheltuieli (cod. 40.10.15.01+40.10.15.02)	401015			207,921		207,921	207,921		
Sume utilizate de administratiile locale din excedentul anului precedent pentru sectiunea de functionare	40101501			172,921		172,921	172,921		
Sume utilizate de administratiile locale din excedentul anului precedent pentru sectiunea de dezvoltare	40101502			35,000		35,000	35,000		
IV. SUBVENTII (cod 00.18)	4100	15,163,000	12,786,000	7,604,018		7,604,018	7,604,018		
SUBVENTII DE LA ALTE NIVELE ALE ADMINISTRATIEI PUBLICE (cod 42.10+43.10)	0018	3,064,000	3,064,000	1,481,518		1,481,518	1,481,518		
Subventii de la alte administratii (cod 43.10.09+43.10.10+43.10.14 la 43.10.17+43.10.19 + 43.10.25 la 43.10.27+43.10.31+43.10.32)	4310	15,163,000	12,786,000	7,604,018		7,604,018	7,604,018		
Subventii pentru institutii publice	431009	11,199,000	8,852,000	5,647,500		5,647,500	5,647,500		
Subventii din bugetele locale pentru finantarea cheltuielilor curente din domeniul sanatatii	431010	900,000	870,000	475,000		475,000	475,000		
Subventii din bugetele locale pentru finantarea cheltuielilor	431014	439,000	439,000	172,000		172,000	172,000		

A	B	1	2	3=4+5	4	5	6	7	8=3-6-7
de capital in domeniul sanatatii									
Subventii pentru institutii publice destinate sectiunii de dezvoltare	431019	2,825,000	2,825,000	1,309,518		1,309,518	1,309,518		
VENITURILE SECTIUNII DE FUNCTIONARE (cod 00.02+00.16+00.17) - TOTAL	000110	39,834,000	23,429,440	20,961,619	2,033,587	18,928,032	19,111,033	50,103	1,800,483
I. VENITURI CURENTE (cod 00.03+00.12)	0002	27,735,000	13,707,440	14,666,198	2,033,587	12,632,611	12,815,612	50,103	1,800,483
C. VENITURI NEFISCALE (cod 00.13+00.14)	2900	27,735,000	13,707,440	14,666,198	2,033,587	12,632,611	12,815,612	50,103	1,800,483
C1. VENITURI DIN PROPRIETATE (cod 30.10 +31.10)	3000	963,200	636,640	241,871	78,171	163,700	181,031	10,490	50,350
Venituri din proprietate (cod 30.10.05+30.10.08+30.10.09+30.10.50)	3010	962,200	635,640	241,871	78,171	163,700	181,031	10,490	50,350
Venituri din concesiuni si inchirieri (cod 30.10.05.30)	301005	941,300	619,740	241,871	78,171	163,700	181,031	10,490	50,350
Alte venituri din concesiuni si inchirieri de catre institutiile publice	30100530	941,300	619,740	241,871	78,171	163,700	181,031	10,490	50,350
Alte venituri din proprietate	301050	20,900	15,900						
Venituri din dobânzi (cod 31.10.03)	3110	1,000	1,000						
Alte venituri din dobânzi	311003	1,000	1,000						
C2. VANZARI DE BUNURI SI SERVICII (cod 33.10+34.10+35.10+36.10+37.10)	3300	26,771,800	13,070,800	14,424,327	1,955,416	12,468,911	12,634,581	39,613	1,750,133
Venituri din prestari de servicii si alte activitati (cod 33.10.05+33.10.08+33.10.09+33.10.13+ 33.10.14 +33.10.16+33.10.17 +33.10.19 la 33.10.21+33.10.30 la 33.10.32+33.10.50)	3310	29,552,300	15,930,800	16,323,126	1,955,416	14,367,710	14,533,380	39,613	1,750,133
Taxe si alte venituri in invatamant	331005	4,381,500	2,439,000	1,610,313	38,896	1,571,417	1,583,746		26,567
Venituri din prestari de servicii	331008	2,380,000	1,626,000	2,107,243	245,493	1,861,750	1,925,550		181,693
Contributia elevilor si studentilor pentru internate, camine si cantine.	331014	1,912,800	1,078,800	707,180	3,532	703,648	702,175		5,005
Venituri din valorificarea produselor obtinute din activitatea proprie sau anexa	331016	154,000	78,000	101,848	22,080	79,768	76,157		25,691
Venituri din organizarea de cursuri de calificare si conversie profesionala, specializare si perfectionare	331017	29,000	20,000	11,553		11,553	11,553		
Venituri din serbari si spectacole scolare, manifestari culturale, artistice si sportive	331019	300,000	165,000	201,620	5,480	196,140	160,412	39,613	1,595
Venituri din contractele incheiate cu casele de asigurari sociale de sanatate	331021	16,805,000	8,539,000	9,681,660	1,511,747	8,169,913	8,288,513		1,393,147
Venituri din contractele incheiate cu directiile de sanatate publica din sume alocate de la bugetul de stat	331030	1,276,000	660,000	605,350		605,350	605,350		
Venituri din contractele incheiate cu directiile de sanatate publica din sume alocate din veniturile proprii ale Ministerului Sanatatii	331031	250,000	231,000	163,534		163,534	163,534		

A	B	1	2	3=4+5	4	5	6	7	8=3-6-7
Alte venituri din prestari de servicii si alte activitati	331050	2,064,000	1,094,000	1,132,825	128,188	1,004,637	1,016,390		116,435
Diverse venituri (cod 36.10.04+36.10.32+36.10.50)	3610	168,000	127,500	118,280		118,280	118,280		
Alte venituri	361050	168,000	127,500	118,280		118,280	118,280		
Transferuri voluntare, altele decât subventiile (cod 37.10.01+37.10.03+37.10.50)	3710	-2,948,500	-2,987,500	-2,017,079		-2,017,079	-2,017,079		
Donatii si sponsorizari	371001	45,000	35,000	43,500		43,500	43,500		
Varsaminte din sectiunea de functionare pentru finantarea sectiunii de dezvoltare a bugetului local (cu semnul minus)	371003	-3,069,000	-3,069,000	-2,074,626		-2,074,626	-2,074,626		
Alte transferuri voluntare	371050	75,500	46,500	14,047		14,047	14,047		
III. OPERATIUNI FINANCIARE (cod 40.10+41.10)	0016			172,921		172,921	172,921		
Încasari din rambursarea împrumuturilor acordate (cod. 40.10.15)	4010			172,921		172,921	172,921		
Sume utilizate din excedentul anului precedent pentru efectuarea de cheltuieli (cod. 40.10.15.01)	401015			172,921		172,921	172,921		
Sume utilizate de administratiile locale din excedentul anului precedent pentru sectiunea de functionare	40101501			172,921		172,921	172,921		
IV. SUBVENTII (cod 00.18)	4100	12,099,000	9,722,000	6,122,500		6,122,500	6,122,500		
SUBVENTII DE LA ALTE NIVELE ALE ADMINISTRATIEI PUBLICE (cod 42.10+43.10)	0018	12,099,000	9,722,000	6,122,500		6,122,500	6,122,500		
Subventii de la alte administratii (cod 43.10.09+43.10.10 +43.10.15)	4310	12,099,000	9,722,000	6,122,500		6,122,500	6,122,500		
Subventii pentru institutii publice	431009	11,199,000	8,852,000	5,647,500		5,647,500	5,647,500		
Subventii din bugetele locale pentru finantarea cheltuielilor curente din domeniul sanatatii	431010	900,000	870,000	475,000		475,000	475,000		
VENITURILE SECTIUNII DE DEZVOLTARE (cod 00.02+00.15+00.16+00.17+45.10+48.10) - TOTAL	000110	6,133,000	6,133,000	3,591,144		3,591,144	3,591,144		
I. VENITURI CURENTE (cod 00.12)	0002	3,069,000	3,069,000	2,074,626		2,074,626	2,074,626		
C. VENITURI NEFISCALE (cod 00.14)	2900	3,069,000	3,069,000	2,074,626		2,074,626	2,074,626		
C2. VANZARI DE BUNURI SI SERVICII (cod 36.10+37.10)	3300	3,069,000	3,069,000	2,074,626		2,074,626	2,074,626		
Transferuri voluntare, altele decât subventiile (cod 37.10.04)	3710	3,069,000	3,069,000	2,074,626		2,074,626	2,074,626		
Varsaminte din sectiunea de functionare	371004	3,069,000	3,069,000	2,074,626		2,074,626	2,074,626		
III. OPERATIUNI FINANCIARE (cod 40.10)	0016			35,000		35,000	35,000		
Încasari din rambursarea împrumuturilor acordate (cod. 40.10.15+ 40.10.16)	4010			35,000		35,000	35,000		
Sume utilizate din excedentul anului precedent pentru efectuarea de cheltuieli (cod. 40.10.15.02)	401015			35,000		35,000	35,000		
Sume utilizate de administratiile locale din excedentul anului precedent pentru sectiunea de dezvoltare	40101502			35,000		35,000	35,000		
IV. SUBVENTII (cod 00.18)	4100	3,064,000	3,064,000	1,481,518		1,481,518	1,481,518		

A	B	1	2	3=4+5	4	5	6	7	8=3-6-7
SUBVENTII DE LA ALTE NIVELE ALE ADMINISTRATIEI PUBLICE (cod 42.10+43.10)	0018	3,064,000	3,064,000	1,481,518		1,481,518	1,481,518		
Subventii de la alte administratii (cod 43.10.14+43.10.16+43.10.17+43.10.19 + 43.10.25 la 43.10.27+43.10.31+43.10.32)	4310	3,064,000	3,064,000	1,481,518		1,481,518	1,481,518		
Subventii din bugetele locale pentru finantarea cheltuielilor de capital in domeniul sanatatii	431014	439,000	439,000	172,000		172,000	172,000		
Subventii pentru institutii publice destinate sectiunii de dezvoltare	431019	2,625,000	2,625,000	1,309,518		1,309,518	1,309,518		

p. PRIMAR, VICEPRIMAR DESEMNIAT
dr.ing. ROB MARINEL



Conducatorul compartimentului
financiar-contabil
CARMEN POP

Anexa 11

CONTUL DE EXECUTIE
A BUGETULUI INSTITUTIILOR PUBLICE SI ACTIVITATILOR FINANTATE INTEGRAL SAU PARTIAL DIN VENITURI PROPRII (DE SUBORDONARE LOCALA) -CHELTUIELI

la data de 30.06.2016

Cod 21

-lei-

Denumirea indicatorilor *)	Cod indicator	Credite de angajament	Credite bugetare		Angajamente bugetare	Angajamente legale	Plati efectuate	Angajamente legale de platit	Cheltuieli efective
			initiale	definitive					
A	B	1	2	3	4	5	6	7=5-6	8
TOTAL CHELTUIELI - SECTIUNEA DE FUNCTIONARE + SECTIUNEA DE DEZVOLTARE (cod 50.10+59.10+63.10+70.10+74.10+79.10)	4910	46,347,000	46,347,000	29,942,440	28,858,485	28,851,390	21,809,594	7,041,796	19,659,746
Partea III-a CHELTUIELI SOCIAL-CULTURALE (cod 65.10+66.10+67.10+68.10)	6310	34,265,000	34,265,000	20,430,440	18,961,390	18,954,295	14,406,252	4,548,043	14,698,288
Invatamant (cod 65.10.03 la 65.10.05+65.10.07+65.10.11+65.10.50)	6510	8,360,000	8,360,000	4,977,440	4,250,175	4,243,080	2,685,588	1,557,492	2,707,094
Invaatamant prescolar si primar (cod 65.10.03.01+65.10.03.02)	651003	4,051,000	4,051,000	2,215,000	2,030,340	2,030,340	1,374,900	655,440	1,416,745
Invatamant prescolar	65100301	4,051,000	4,051,000	2,215,000	2,030,340	2,030,340	1,374,900	655,440	1,416,745
Invatamant secundar (cod 65.10.04.01 la 65.10.04.03)	651004	4,309,000	4,309,000	2,762,440	2,219,835	2,212,740	1,310,688	902,052	1,290,349
Invatamant secundar inferior	65100401	269,000	269,000	194,240	65,842	58,747	14,407	44,340	2,293
Invatamant secundar superior	65100402	4,040,000	4,040,000	2,568,200	2,153,993	2,153,993	1,296,281	857,712	1,288,056
Sanatate (66.10.06+66.10.08+66.10.50)	6610	20,180,000	20,180,000	11,019,000	9,783,521	9,783,521	9,783,521		9,959,308
Servicii medicale in unitati sanitare cu paturi (cod 66.10.06.01+66.10.06.03)	661006	20,180,000	20,180,000	11,019,000	9,783,521	9,783,521	9,783,521		9,959,308
Spitale generale	66100601	20,180,000	20,180,000	11,019,000	9,783,521	9,783,521	9,783,521		9,959,308
Cultura, recreere si religie (cod 67.10.03+67.10.05+67.10.50)	6710	5,725,000	5,725,000	4,434,000	4,927,694	4,927,694	1,937,143	2,990,551	2,031,886
Servicii culturale (cod 67.10.03.03 la 67.10.03.07+67.10.03.09 la 67.10.03.11+67.10.03.14+ 67.10.03.15+67.10.03.30))	671003	4,055,000	4,055,000	3,060,000	3,324,694	3,324,694	1,937,143	1,387,551	2,031,886
Institutii publice de spectacole si concerte	67100304	4,055,000	4,055,000	3,060,000	3,324,694	3,324,694	1,937,143	1,387,551	2,031,886
Servicii recreative si sportive (cod 67.10.05.01)	671005	1,670,000	1,670,000	1,374,000	1,603,000	1,603,000		1,603,000	


A	B	1	2	3	4	5	6	7=5-6	8
Sport	67100501	1,670,000	1,670,000	1,374,000	1,603,000	1,603,000		1,603,000	
Partea IV-a SERVICII SI DEZVOLTARE PUBLICA, LOCUINTE, MEDIU SI APE (cod 70.10+74.10)	6910	12,082,000	12,082,000	9,512,000	9,897,095	9,897,095	7,403,342	2,493,753	4,961,458
Locuinte, servicii si dezvoltare publica (cod 70.10.03+70.10.04+70.10.50)	7010	12,082,000	12,082,000	9,512,000	9,897,095	9,897,095	7,403,342	2,493,753	4,961,458
Alte servicii in domeniul locuintelor, serviciilor si dezvoltarii comunale	701050	12,082,000	12,082,000	9,512,000	9,897,095	9,897,095	7,403,342	2,493,753	4,961,458
CHELTUIELILE SECTIUNII DE FUNCTIONARE (cod 50.10+59.10+63.10+70.10+74.10+79.10)	4910	40,214,000	40,214,000	23,809,440	25,261,566	25,254,471	18,220,728	7,033,743	18,225,455
Partea III-a CHELTUIELI SOCIAL-CULTURALE (cod 65.10+66.10+67.10+68.10)	6310	33,321,000	33,321,000	19,486,440	18,679,710	18,672,615	14,132,625	4,539,990	14,347,222
Invatamant (cod 65.10.03 la 65.10.05+65.10.07+65.10.11+65.10.50)	6510	8,317,000	8,317,000	4,934,440	4,207,175	4,200,080	2,650,641	1,549,439	2,670,704
Invatamant prescolar si primar (cod 65.10.03.01+65.10.03.02)	651003	4,051,000	4,051,000	2,215,000	2,030,340	2,030,340	1,374,900	655,440	1,416,745
Invatamant prescolar	65100301	4,051,000	4,051,000	2,215,000	2,030,340	2,030,340	1,374,900	655,440	1,416,745
Invatamant secundar (cod 65.10.04.01 la 65.10.04.03)	651004	4,266,000	4,266,000	2,719,440	2,176,835	2,169,740	1,275,741	893,999	1,253,959
Invatamant secundar inferior	65100401	269,000	269,000	194,240	65,842	58,747	14,407	44,340	2,293
Invatamant secundar superior	65100402	3,997,000	3,997,000	2,525,200	2,110,993	2,110,993	1,261,334	849,659	1,251,666
Sanatate (66.10.06+66.10.08+66.10.50)	6610	19,726,000	19,726,000	10,565,000	9,596,761	9,596,761	9,596,761		9,683,493
Servicii medicale in unitati cu paturi (cod 66.10.06.01+66.10.06.03)	661006	19,726,000	19,726,000	10,565,000	9,596,761	9,596,761	9,596,761		9,683,493
Spitale generale	66100601	19,726,000	19,726,000	10,565,000	9,596,761	9,596,761	9,596,761		9,683,493
Cultura, recreere si religie (cod 67.10.03+67.10.05+67.10.50)	6710	5,278,000	5,278,000	3,987,000	4,875,774	4,875,774	1,885,223	2,990,551	1,993,025
Servicii culturale (cod 67.10.03.03 la 67.10.03.07+ 67.10.03.09 la 67.10.03.11+67.10.03.14+ 67.10.03.15+ 67.10.03.30)	671003	3,608,000	3,608,000	2,613,000	3,272,774	3,272,774	1,885,223	1,387,551	1,993,025
Institutii publice de spectacole si concerte	67100304	3,608,000	3,608,000	2,613,000	3,272,774	3,272,774	1,885,223	1,387,551	1,993,025
Servicii recreative si sportive (cod 67.10.05.01)	671005	1,670,000	1,670,000	1,374,000	1,603,000	1,603,000		1,603,000	
Sport	67100501	1,670,000	1,670,000	1,374,000	1,603,000	1,603,000		1,603,000	
Partea IV-a SERVICII SI DEZVOLTARE PUBLICA, LOCUINTE, MEDIU SI APE (cod 70.10+74.10)	6910	6,893,000	6,893,000	4,323,000	6,581,856	6,581,856	4,088,103	2,493,753	3,878,233
Locuinte, servicii si dezvoltare publica (cod 70.10.03+70.10.04+70.10.50)	7010	6,893,000	6,893,000	4,323,000	6,581,856	6,581,856	4,088,103	2,493,753	3,878,233
Alte servicii in domeniul locuintelor, serviciilor si dezvoltarii comunale	701050	6,893,000	6,893,000	4,323,000	6,581,856	6,581,856	4,088,103	2,493,753	3,878,233
CHELTUIELILE SECTIUNII DE DEZVOLTARE (cod	4910	6,133,000	6,133,000	6,133,000	3,596,919	3,596,919	3,588,866	8,053	1,434,291

A	B	1	2	3	4	5	6	7=5-6	8
50.10+59.10+63.10+70.10+74.10+79.10)									
Partea III-a CHELTUIELI SOCIAL-CULTURALE (cod 65.10+66.10+67.10+68.10)	6310	944,000	944,000	944,000	281,680	281,680	273,627	8,053	351,066
Invatamant (cod 65.10.03 la 65.10.05+65.10.07+65.10.11+65.10.50)	6510	43,000	43,000	43,000	43,000	43,000	34,947	8,053	36,390
Invatamant secundar (cod 65.10.04.01 la 65.10.04.03)	651004	43,000	43,000	43,000	43,000	43,000	34,947	8,053	36,390
Invatamant secundar superior	65100402	43,000	43,000	43,000	43,000	43,000	34,947	8,053	36,390
Sanatate (66.10.06+66.10.08+66.10.50)	6610	454,000	454,000	454,000	186,760	186,760	186,760		275,815
Servicii medicale in unitati cu paturi (cod 66.10.06.01+66.10.06.03)	661006	454,000	454,000	454,000	186,760	186,760	186,760		275,815
Spitale generale	66100601	454,000	454,000	454,000	186,760	186,760	186,760		275,815
Cultura, recreere si religie (cod 67.10.03+67.10.05+67.10.50)	6710	447,000	447,000	447,000	51,920	51,920	51,920		38,861
Servicii culturale (cod 67.10.03.03 la 67.10.03.07+67.10.03.09 la 67.10.03.11+ 67.10.03.14+ 67.10.03.15+67.10.03.30)	671003	447,000	447,000	447,000	51,920	51,920	51,920		38,861
Instituti publice de spectacole si concerte	67100304	447,000	447,000	447,000	51,920	51,920	51,920		38,861
Partea IV-a SERVICII SI DEZVOLTARE PUBLICA, LOCUINTE, MEDIU SI APE (cod 70.10+74.10)	6910	5,189,000	5,189,000	5,189,000	3,315,239	3,315,239	3,315,239		1,083,225
Locuinte, servicii si dezvoltare publica (cod 70.10.03+70.10.04+70.10.50)	7010	5,189,000	5,189,000	5,189,000	3,315,239	3,315,239	3,315,239		1,083,225
Alte servicii in domeniul locuintelor, serviciilor si dezvoltarii comunale	701050	5,189,000	5,189,000	5,189,000	3,315,239	3,315,239	3,315,239		1,083,225

Nota: Se detaliaza pe structura clasificatiei economice (Anexa 7)

p. PRIMAR VICEPRIMAR DESEMNAȚ

dr.ing. ROB MARINEL



Conducatorul compartimentului
financiar-contabil
CARMEN POP

CONTUL DE EXECUTIE A BUGETULUI CREDITELOR INTERNE- CHELTUIELI

la data de 30.06.2016

Cod 21


-lei-

Denumirea indicatorilor *)	Cod indicator	Credite de angajament	Credite bugetare		Angajamente bugetare	Angajamente legale	Plati efectuate	Angajamente legale de platit	Cheltuieli efective
			initiale	definitive					
A	B	1	2	3	4	5	6	7=5-6	8
TOTAL CHELTUIELI (cod 50.07+59.07+63.07+70.07+74.07.79.07)	4907		14,898,000	14,898,000	14,898,000	14,898,000	1,731,013	13,166,987	
Partea a III-a CHELTUIELI SOCIAL-CULTURALE(cod 65.07+66.07+67.07+68.07)	6307		1,813,000	1,813,000	1,813,000	1,813,000	821,192	991,808	
Invatamant (cod 65.07.03 la cod 65.07.05+65.07.07+65.07.11+65.07.50)	6507		1,813,000	1,813,000	1,813,000	1,813,000	821,192	991,808	
Invatamant secundar (cod 65.07.04.01 la 65.07.04.03)	650704		1,813,000	1,813,000	1,813,000	1,813,000	821,192	991,808	
Invatamant secundar superior	65070402		1,813,000	1,813,000	1,813,000	1,813,000	821,192	991,808	
Partea IV-a SERVICII SI DEZVOLTARE PUBLICA, LOCUINTE,MEDIU SI APE (cod 70.07+74.07)	6907		13,085,000	13,085,000	13,085,000	13,085,000	909,821	12,175,179	
Locuinte, servicii si dezvoltare publica (cod 70.07.03+70.07.05 la 70.07.07+70.07.50)	7007		13,085,000	13,085,000	13,085,000	13,085,000	909,821	12,175,179	
Alte servicii în domeniile locuintelor, serviciilor si dezvoltarii comunale	700750		13,085,000	13,085,000	13,085,000	13,085,000	909,821	12,175,179	
CHELTUIELILE SECTIUNII DE DEZVOLTARE(cod 50.07+59.07+63.07+70.07+7407+79.07)	4907		14,898,000	14,898,000	14,898,000	14,898,000	1,731,013	13,166,987	
Partea III-a CHELTUIELI SOCIAL-CULTURALE (cod 65.07+66.07+67.07+68.07)	6307		1,813,000	1,813,000	1,813,000	1,813,000	821,192	991,808	
Invatamant (cod 65.07.03+65.07.04+65.07.05+65.07.07+61.07.11+65.07.50)	6507		1,813,000	1,813,000	1,813,000	1,813,000	821,192	991,808	
Invatamant secundar (cod 65.07.04.01+65.07.04.02+65.07.04.03)	650704		1,813,000	1,813,000	1,813,000	1,813,000	821,192	991,808	
Invatamant secundar superior	65070402		1,813,000	1,813,000	1,813,000	1,813,000	821,192	991,808	
Partea IV-a SERVICII SI DEZVOLTARE PUBLICA,	6907		13,085,000	13,085,000	13,085,000	13,085,000	909,821	12,175,179	

A	B	1	2	3	4	5	6	7=5-6	8
LOCUINTE, MEDIU SI APE (cod 70.07+74.07)									
Locuinte, servicii si dezvoltare publica (cod 70.07.03+70.07.05+70.07.06+70.07.07+70.07.50)	7007		13,085,000	13,085,000	13,085,000	13,085,000	909,821	12,175,179	
Alte servicii în domeniile locuintelor, serviciilor si dezvoltarii comunale	700750		13,085,000	13,085,000	13,085,000	13,085,000	909,821	12,175,179	

Nota: Se detaliaza pe structura clasificatiei economice (Anexa 7)

p. PRIMAR, VICEPRIMAR DESEMNIAT
dr.ing. ROB MARINEL



Conducatorul compartimentului
financiar-contabil
CARMEN POP

CONTUL DE EXECUTIE A BUGETULUI FONDURILOR EXTERNE NERAMBURSABILE- VENITURI


la data de 30.06.2016

Cod 20

-lei-

Denumirea indicatorilor	Cod indicator	Credite bugetare		Drepturi constatate			Incasari realizate	Stingeri pe alte cai decat incasari	Drepturi constatate de incasat
		initiale	definitive	Total, din care:	din anii precedenti	din anul curent			
A	B	1	2	3=4+5	4	5	6	7	8=3-6-7
TOTAL VENITURI ALE SECTIUNII DE DEZVOLTARE (cod 00.02+00.16+00.17 + 45.08)	000108	3,024,000	3,024,000	1,864,926		1,864,926	1,864,926		
III. OPERATIUNI FINANCIARE (cod 40.08)	0016			301,681		301,681	301,681		
Încasari din rambursarea împrumuturilor acordate (cod 40.08.15)	4008			301,681		301,681	301,681		
Sume utilizate din excedentul anului precedent pentru efectuarea de cheltuieli (cod. 40.08.15.02)	400815			301,681		301,681	301,681		
Sume utilizate de administratiile locale din excedentul anului precedent pentru sectiunea de dezvoltare	40081502			301,681		301,681	301,681		
IV. SUBVENTII (cod 44.08+00.18)	0017	453,000	453,000	279,738		279,738	279,738		
Subventii de la alte nivele ale administratiei publice (cod 42.08)	0018	453,000	453,000	279,738		279,738	279,738		
Subventii de la bugetul de stat	4208	453,000	453,000	279,738		279,738	279,738		
Cofinantare publica acordata in cadrul mecanismului SEE	420860	412,000	412,000	243,099		243,099	243,099		
Cofinantare publica acordata in cadrul mecanismului norvegian	420861	41,000	41,000	36,639		36,639	36,639		
Sume primite de la UE/alti donatori în contul platilor efectuate si prefinantari (cod 45.08.17+45.08.18+45.08.21+45.08.24)	4508	2,571,000	2,571,000	1,283,507		1,283,507	1,283,507		
Mecanismul financiar SEE (cod 45.08.17.03)	450817	2,337,000	2,337,000	1,201,357		1,201,357	1,201,357		
Prefinantare	45081703	2,337,000	2,337,000	1,201,357		1,201,357	1,201,357		
Mecanismul financiar norvegian (cod 45.08.18.03)	450818	234,000	234,000	82,150		82,150	82,150		
Prefinantare	45081803	234,000	234,000	82,150		82,150	82,150		

p. PRIMAR, VICEPRIMAR DESEMNAȚ
dr.ing. ROB MARINEL



Conducatorul compartimentului
financiar-contabil
CARMEN POP

A handwritten signature in black ink, appearing to be "Carmen Pop", is written below the text.

CONTUL DE EXECUTIE A BUGETULUI FONDURILOR EXTERNE NERAMBURSABILE- CHELTUIELI

la data de 30.06.2016

Cod 21

-lei-

Denumirea indicatorilor *)	Cod indicator	Credite de angajament	Credite bugetare		Angajamente bugetare	Angajamente legale	Plati efectuate	Angajamente legale de platit	Cheltuieli efective
			initiale	definitive					
A	B	1	2	3	4	5	6	7=5-6	8
TOTAL CHELTUIELI ALE SECTIUNII DE DEZVOLTARE (50.08+59.08+63.08+70.08+74.08+79.08)	4908	2,926,000	3,326,000	3,326,000	3,326,000	3,326,000	1,533,450	1,792,550	831,548
Partea III-a CHELTUIELI SOCIAL-CULTURALE (cod 65.08+66.08+67.08+68.08)	6308	2,926,000	3,326,000	3,326,000	3,326,000	3,326,000	1,533,450	1,792,550	831,548
Învatamant (cod 65.08.03 la 65.08.05+65.08.07+65.08.11+65.08.50)	6508	893,000	893,000	893,000	893,000	893,000	331,181	561,819	418,465
Învatamânt secundar (cod 65.08.04.01 la 65.08.04.03)	650804	893,000	893,000	893,000	893,000	893,000	331,181	561,819	418,465
Învatamânt secundar inferior	65080401	555,000	555,000	555,000	555,000	555,000	188,577	366,423	177,970
Învatamânt secundar superior	65080402	338,000	338,000	338,000	338,000	338,000	142,604	195,396	240,495
Cultura, recreere si religie (cod 67.08.03+67.08.05+67.08.06+67.08.50)	6708								4,377
Alte servicii în domeniile culturii, recreerii si religiei	670850								4,377
Asigurari si asistenta sociala (cod 68.08.02+68.08.04 la 68.08.06+68.08.11+68.08.15+68.08.50)	6808	2,033,000	2,433,000	2,433,000	2,433,000	2,433,000	1,202,269	1,230,731	408,706
Alte cheltuieli in domeniul asigurarilor si asistentei sociale	680850	2,033,000	2,433,000	2,433,000	2,433,000	2,433,000	1,202,269	1,230,731	408,706

Nota: Se detaliaza pe structura clasificatiei economice (Anexa 7)

p. PRIMAR, VICEPRIMAR DESEMNAT
ROB MARINEL



Conducatorul compartimentului
financiar-contabil
CARMEN POP

